



# **HINDOL COLLEGE,**

## **KHAJURIAKATA, DHENKANAL**

**CRITERION – 1**

**Question Number 1.4.1**


### **FEEDBACK ANALYSIS REPORT**

**The Institution obtains feedback on the syllabus and its transaction at the institution from the following stakeholders: Students, Teachers, Parents, Employers and Alumni.**

# STUDENT FEDBACK

## SESSION WISE ANALYSIS

### 2014-15

 <b>HINDOL COLLEGE, KHAJURIAKATA</b> <b>DHENKANAL</b> ANALYSIS OF STUDENT'S FEEDBACK ON TEACHING LEARNING PROCESS & CAMPUS FACILITIES (CONSOLIDATED) 2014-15	
No.	Activities/ Processes / Facilities
1	Quality of teaching
2	Practical/ Laboratory work
3	Examination & evaluation
4	Co-curricular activities
5	Interaction with teacher outside of class
6	Guidance and counseling by teachers
7	Central Library
8	Departmental / Seminar Library
9	The cleanliness and ambience in campus
10	Security Arrangement
11	Library facility
13	Canteen Facility
14	Sports facility
15	Medical facility
16	Overall Impression on the College

Sl. No.	Program me	1					2					3					4				
		E	V.G.	G	S	U.S.	E	V.G.	G	S	U.S.	E	V.G.	G	S	U.S.	E	V.G.	G	S	U.S.
1	B.A.	210	41	30	15	0	196	42	39	12	7	206	49	26	15	0	186	68	36	6	0
2	B.Sc.	140	34	20	10	0	144	28	21	8	3	129	46	19	10	0	124	52	24	4	0
3	Total	350	75	50	25	0	340	70	60	20	10	335	95	45	25	0	310	120	60	10	0


Sl. No.	Program me	5					6					7					8				
		E	V.G.	G	S	U.S.	E	V.G.	G	S	U.S.	E	V.G.	G	S	U.S.	E	V.G.	G	S	U.S.
1	B.A.	171	72	22	17	14	189	68	39	0	0	186	68	36	6	0	196	42	39	12	7
2	B.Sc.	104	58	18	13	11	101	47	51	5	0	124	52	24	4	0	144	28	21	8	3
3	Total	275	130	40	30	25	290	115	90	5	0	310	120	60	10	0	340	70	60	20	10

Sl. No.	Program me	9					10					11					12				
		E	V.G.	G	S	U.S.	E	V.G.	G	S	U.S.	E	V.G.	G	S	U.S.	E	V.G.	G	S	U.S.
1	B.A.	206	49	26	15	0	210	41	30	15	0	186	68	36	6	0	196	42	39	12	7
2	B.Sc.	129	46	19	10	0	140	34	20	10	0	124	52	24	4	0	144	28	21	8	3
3	Total	335	95	45	25	0	350	75	50	25	0	310	120	60	10	0	340	70	60	20	10

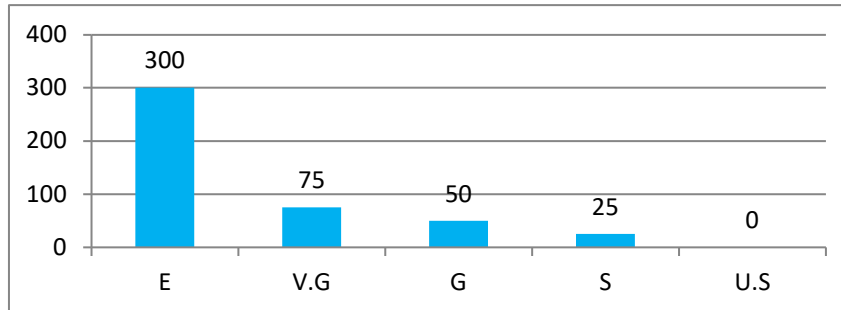
Sl. No.	Program me	13					14					15					16				
		E	V.G.	G	S	U.S.	E	V.G.	G	S	U.S.	E	V.G.	G	S	U.S.	E	V.G.	G	S	U.S.
1	B.A.	189	68	39	0	0	186	68	36	6	0	171	72	22	17	14	186	68	36	6	0
2	B.Sc.	101	47	51	5	0	124	52	24	4	0	104	58	18	13	11	124	52	24	4	0
3	Total	290	115	90	5	0	310	120	60	10	0	275	130	40	30	25	310	120	60	10	0

NOTE E : Excellent      V.G.: Very Good      G : Good      S : Satisfactory      U.S. : Unsatisfactory

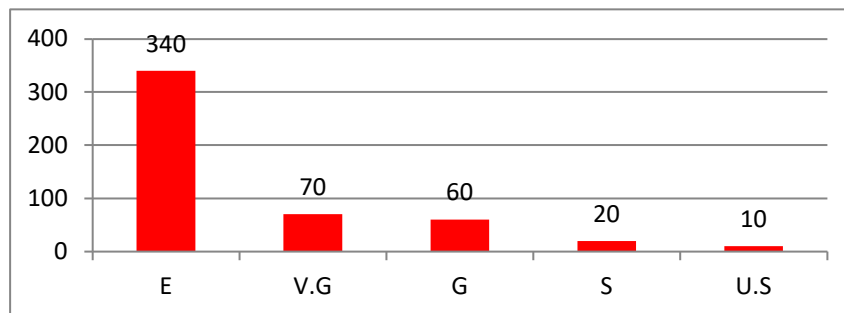
  
**Coordinator**  
**IQAC**  
 Hindol College, khajuriakata.

  
**PRINCIPAL**  
**HINDOL COLLEGE**  
**KHAJURIAKATA**

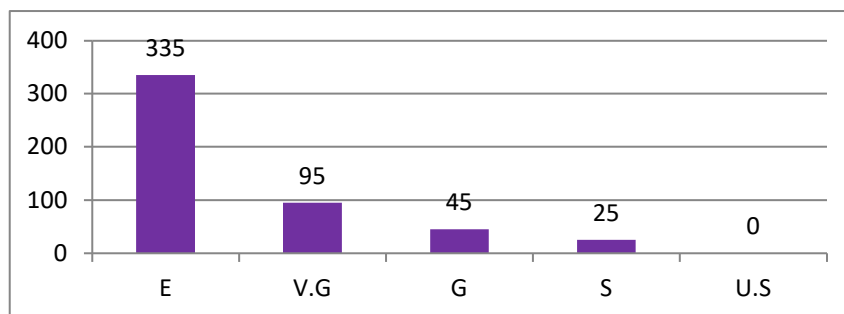
### 1 : Quality of Teaching



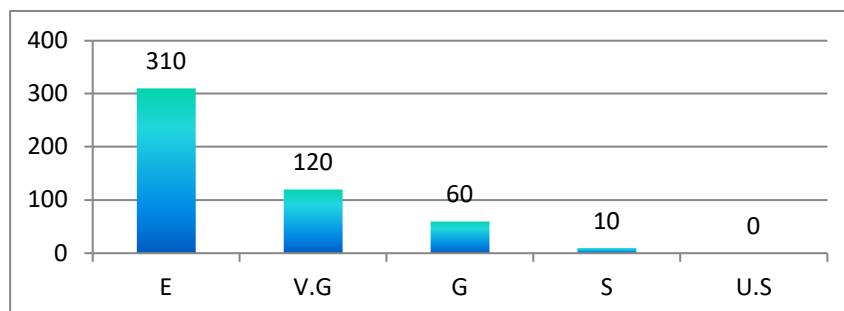
### 2 : Practical/ Laboratory Work



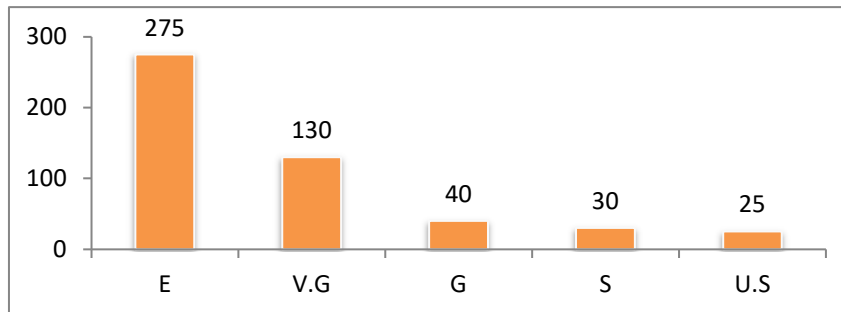
### 3 : Examination and Evaluation



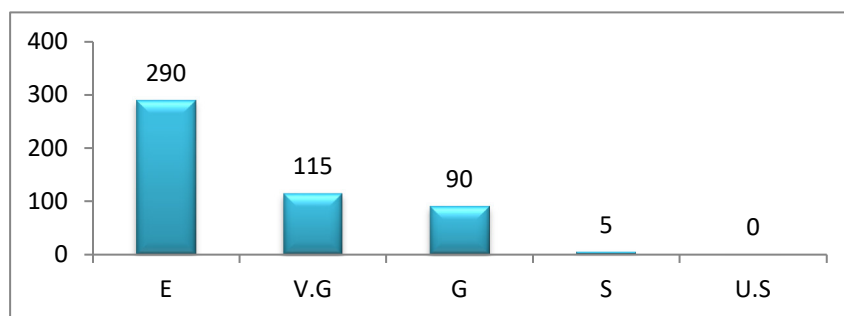
### 4 : Co-curricular Activities



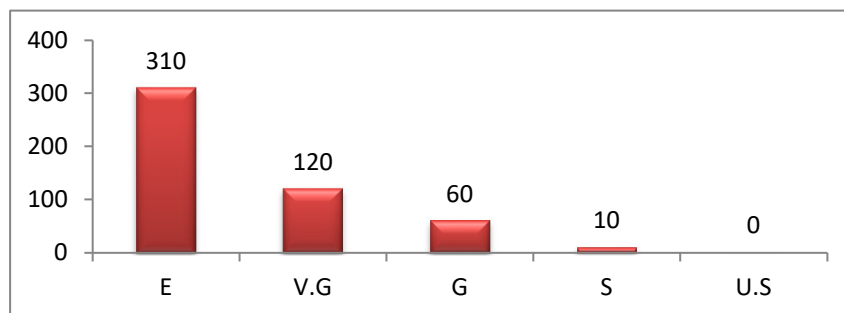
5 : Interaction with teachers outside of class



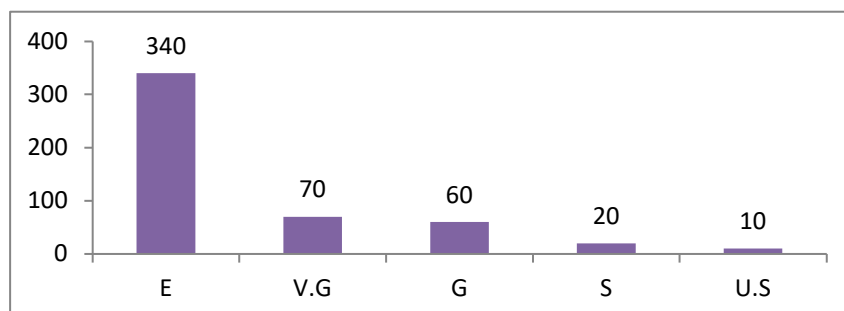
6 : Guidance and counseling by teachers



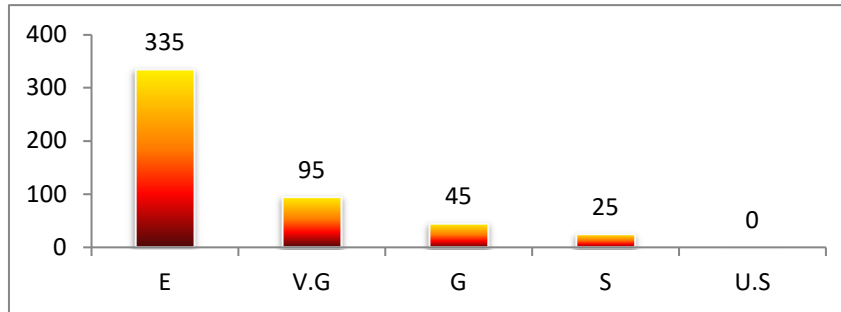
7 : Central Library



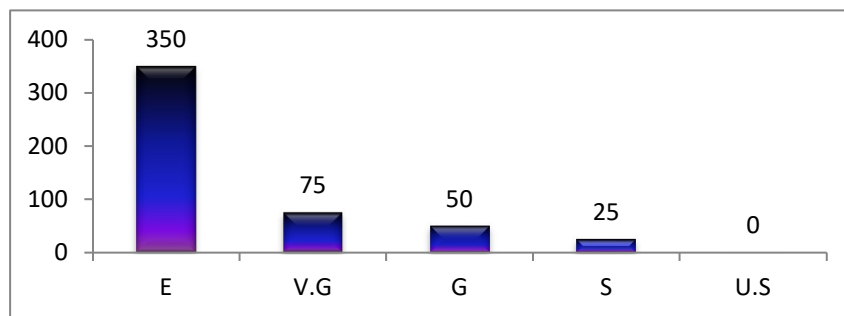
8 : Departmental/ Seminar Library



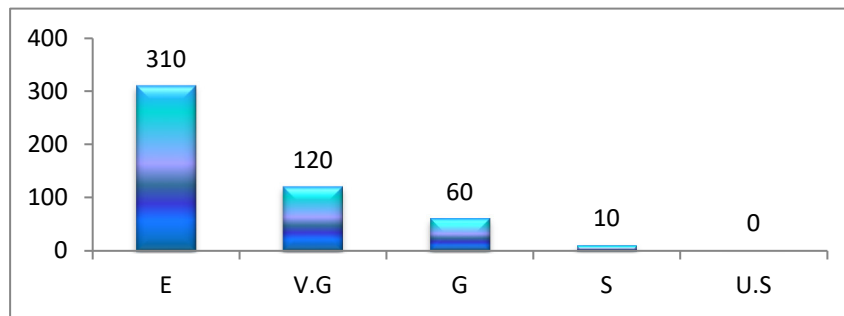
9 : The cleanliness and ambience in campus



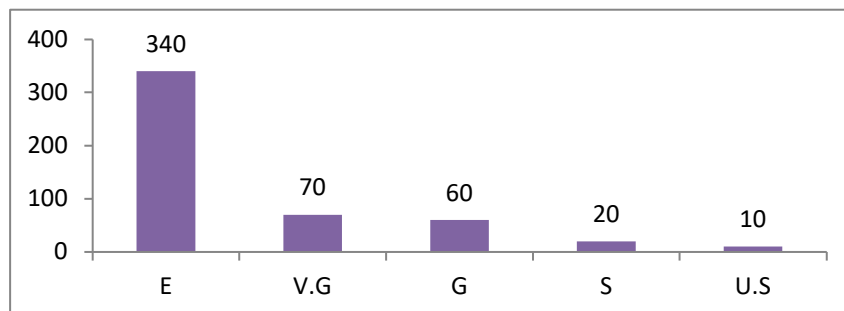
10 : Security Arrangement



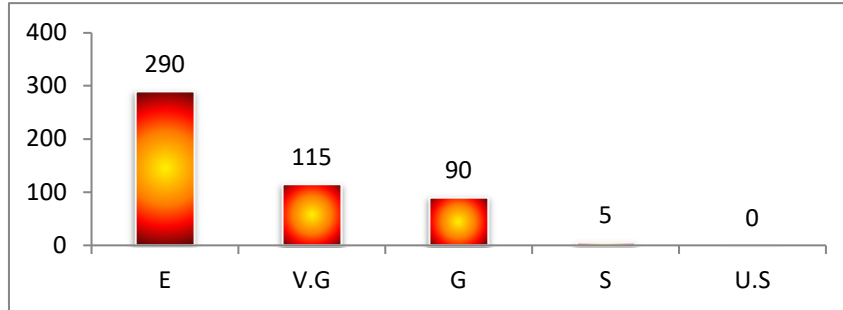
11 : Library Facilities



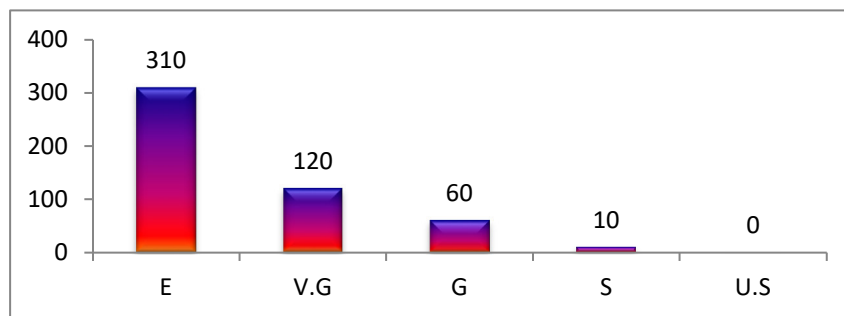
12 : Canteen Facility



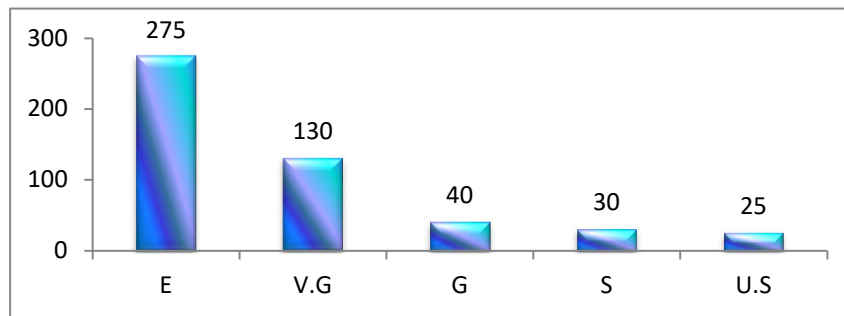
13 : Campus Facility



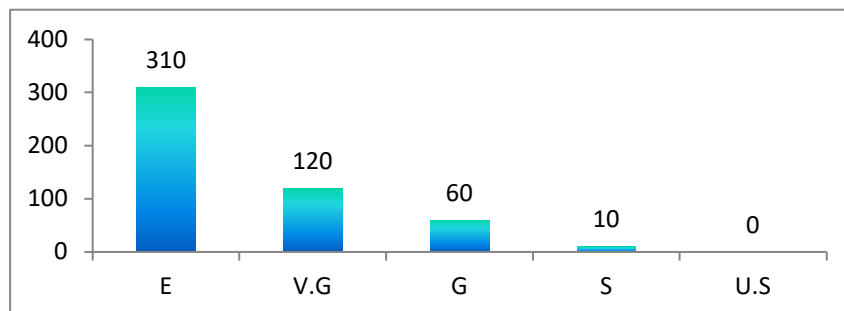
14 : Sports Facility



15 : Medical Facility



16 : Overall impression on the college.




# 2015-16



## HINDOL COLLEGE, KHAJURIAKATA DHENKANAL

### ANALYSIS OF STUDENT'S FEEDBACK ON TEACHING LEARNING PROCESS & CAMPUS FACILITIES (CONSOLIDATED) 2015-16



No.	Activities/ Processes / Facilities
1	Quality of teaching
2	Practical/ Laboratory work
3	Examination & evaluation
4	Co-curricular activities
5	Interaction with teachers outside of class
6	Guidance and counseling by teachers
7	Central Library
8	Departmental / Seminar Library
9	The cleanliness and ambience in campus
10	Security Arrangement
11	Library facility
13	Canteen Facility
14	Sports facility
15	Medical facility
16	Overall Impression on the College

Sl. No.	Programme	1					2					3					4				
		E	V.G.	G	S	U.S.	E	V.G.	G	S	U.S.	E	V.G.	G	S	U.S.	E	V.G.	G	S	U.S.
1	B.A.	226	73	24	4	0	212	86	22	7	0	237	49	26	15	0	212	73	36	6	0
2	B.Sc.	149	50	14	2	0	144	55	12	4	0	140	46	19	10	0	132	52	27	4	0
3	Total	375	123	38	6	0	356	141	34	11	0	377	95	45	25	0	344	125	63	10	0

Sl. No.	Programme	5					6					7					8				
		E	V.G.	G	S	U.S.	E	V.G.	G	S	U.S.	E	V.G.	G	S	U.S.	E	V.G.	G	S	U.S.
1	B.A.	236	50	26	15	0	189	99	39	0	0	186	91	39	11	0	207	55	46	12	7
2	B.Sc.	141	45	19	10	0	101	47	51	16	0	126	61	24	4	0	144	39	21	8	3
3	Total	377	95	45	25	0	290	146	90	16	0	312	152	63	15	0	351	94	67	20	10

Sl. No.	Programme	9					10					11					12				
		E	V.G.	G	S	U.S.	E	V.G.	G	S	U.S.	E	V.G.	G	S	U.S.	E	V.G.	G	S	U.S.
1	B.A.	189	99	39	0	0	210	69	32	16	0	237	49	26	15	0	189	99	39	0	0
2	B.Sc.	101	47	51	16	0	140	34	26	15	0	140	46	19	10	0	101	47	51	16	0
3	Total	290	146	90	16	0	350	103	58	31	0	377	95	45	25	0	290	146	90	16	0

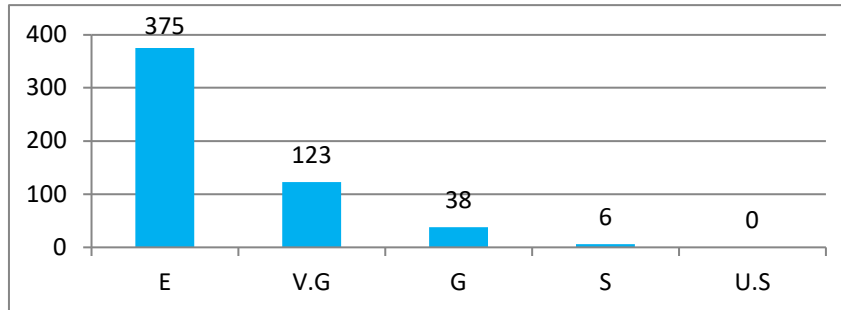
Sl. No.	Programme	13					14					15					16				
		E	V.G.	G	S	U.S.	E	V.G.	G	S	U.S.	E	V.G.	G	S	U.S.	E	V.G.	G	S	U.S.
1	B.A.	237	49	26	15	0	197	77	41	12	0	207	55	46	12	7	189	86	42	8	2
2	B.Sc.	140	46	19	10	0	132	52	22	9	0	144	39	21	8	3	124	62	25	4	0
3	Total	377	95	45	25	0	329	129	63	21	0	351	94	67	20	10	313	148	67	12	2

NOTE E : Excellent V.G.: Very Good G : Good S : Satisfactory U.S. : Unsatisfactory

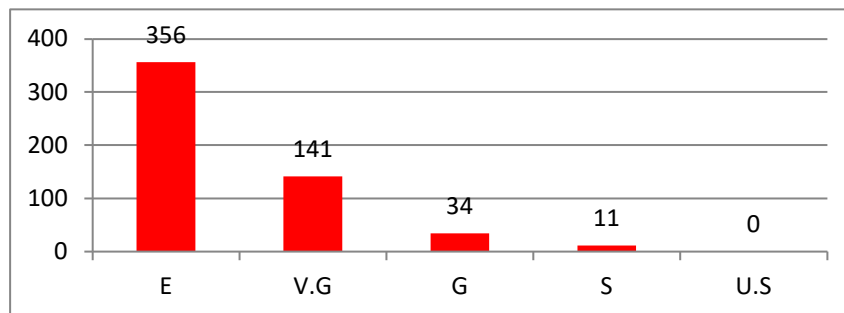
  
 J. N. Pal  
 Coordinator  
 IQAC  
 Hindol College, Khajuriaakata

  
 PRINCIPAL  
 HINDOL COLLEGE  
 KHAJURIAKATA

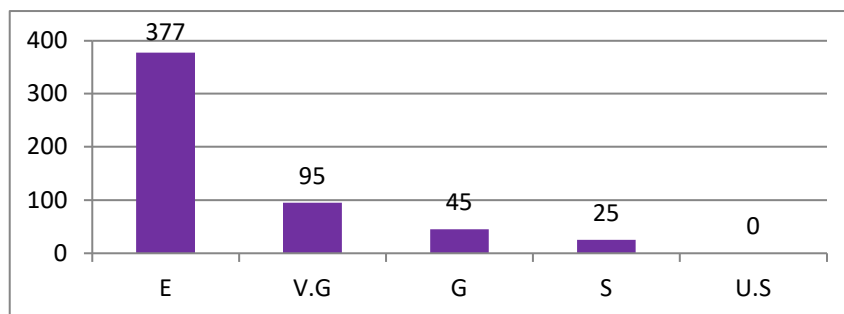
### 1 : Quality of Teaching



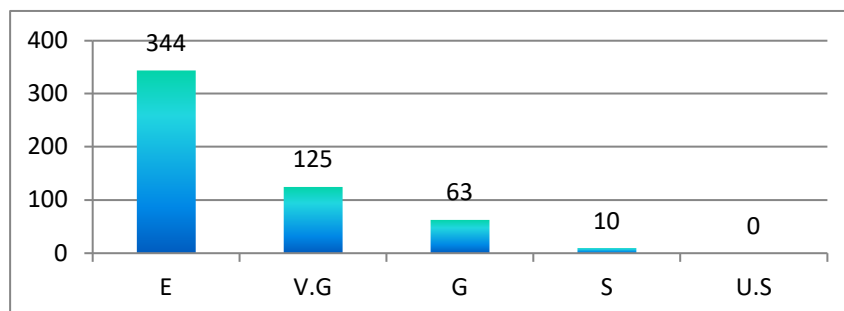
### 2 : Practical/ Laboratory Work



### 3 : Examination and Evaluation

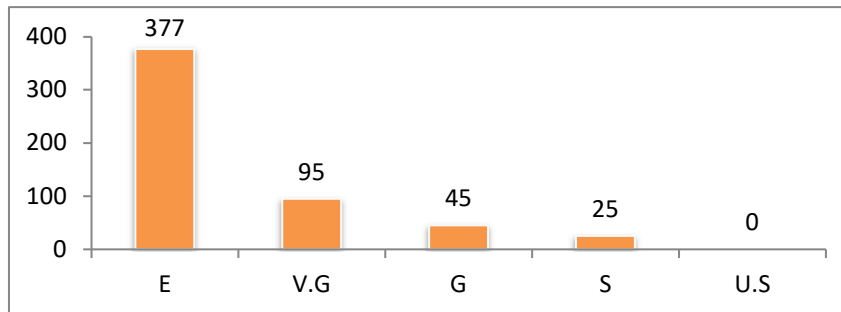


### 4 : Co-curricular Activities

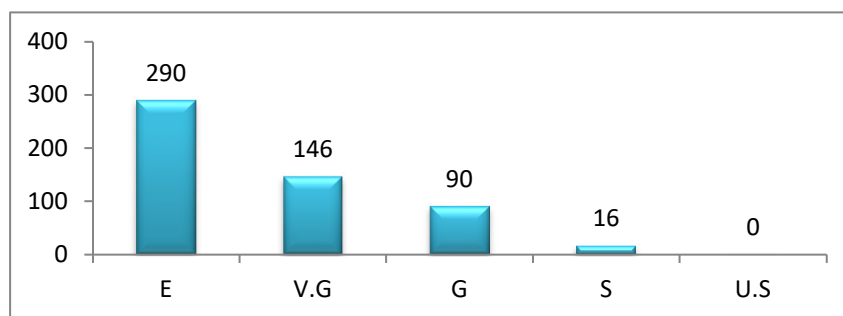




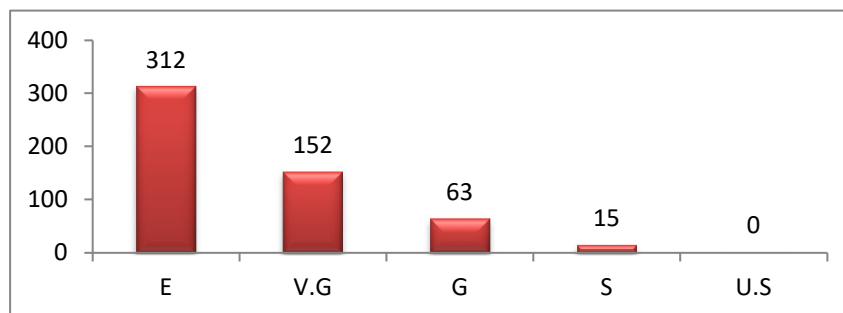
5 : Interaction with teachers outside of class



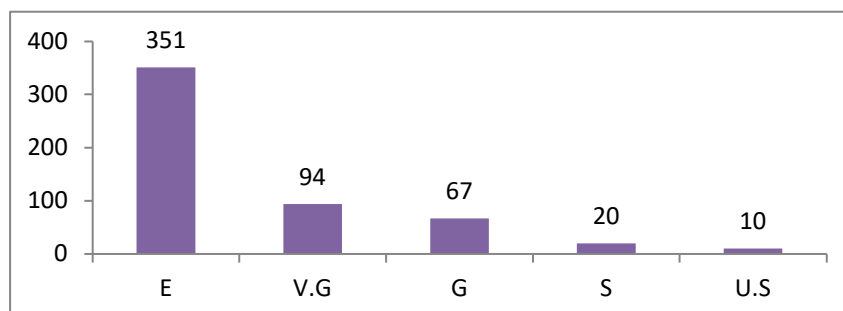
6 : Guidance and counseling by teachers



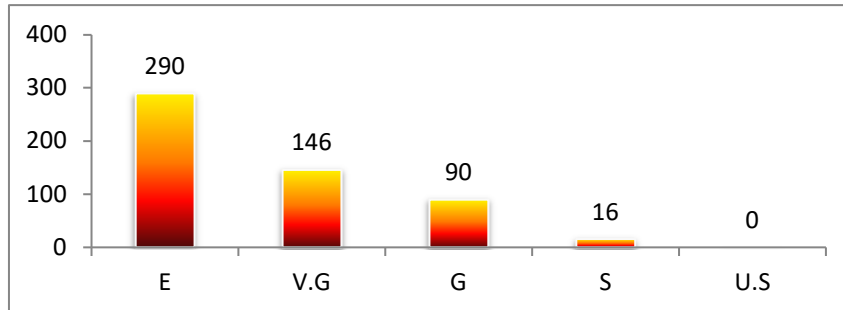
7 : Central Library



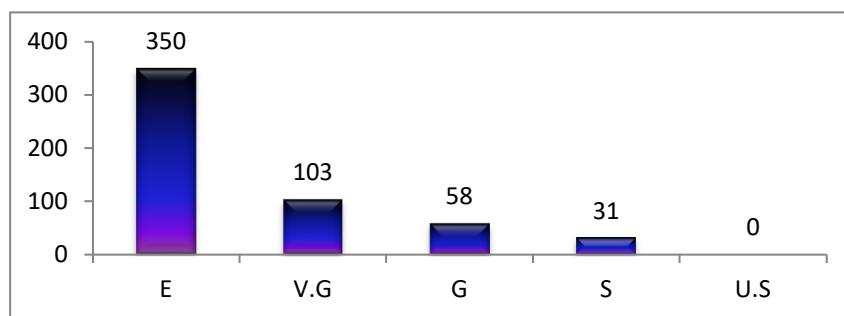
8 : Departmental/ Seminar Library



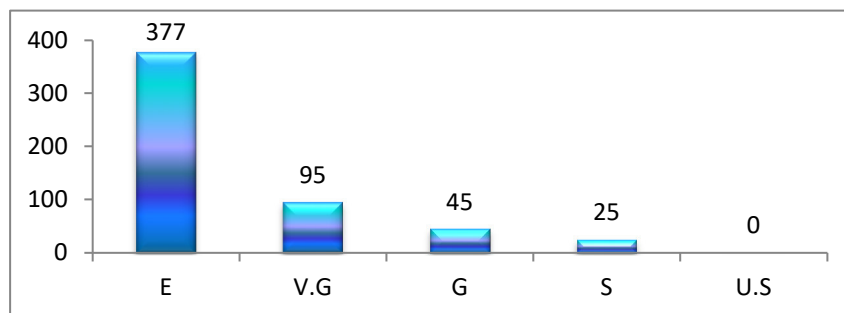
9 : The cleanliness and ambience in campus



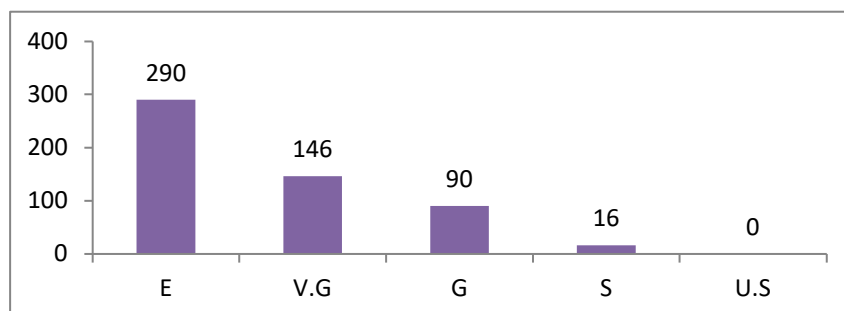
10 : Security Arrangement



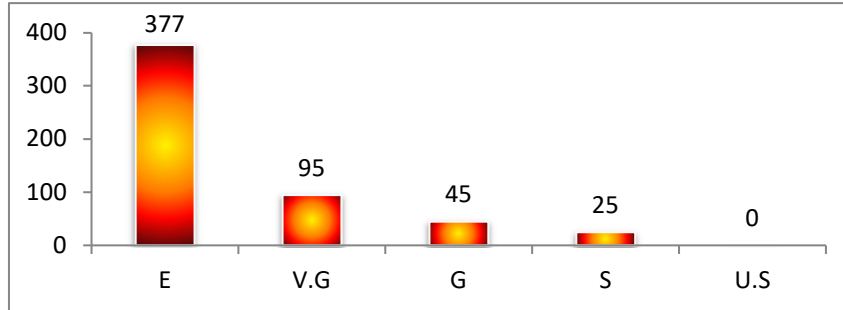
11 : Library Facilities



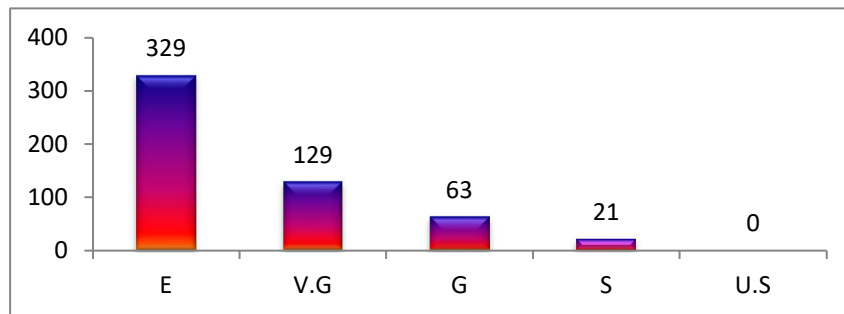
12 : Canteen Facility



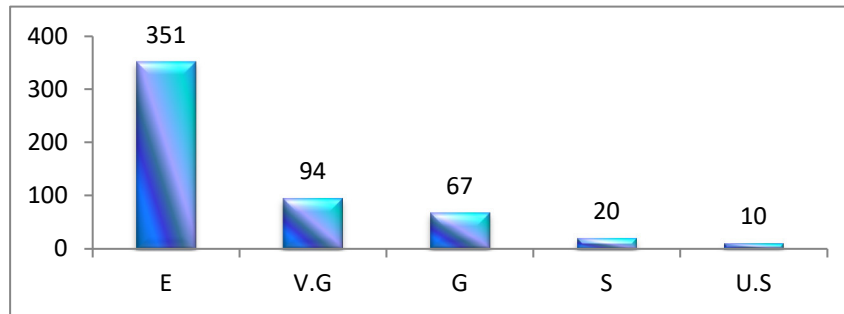
13 : Campus Facility



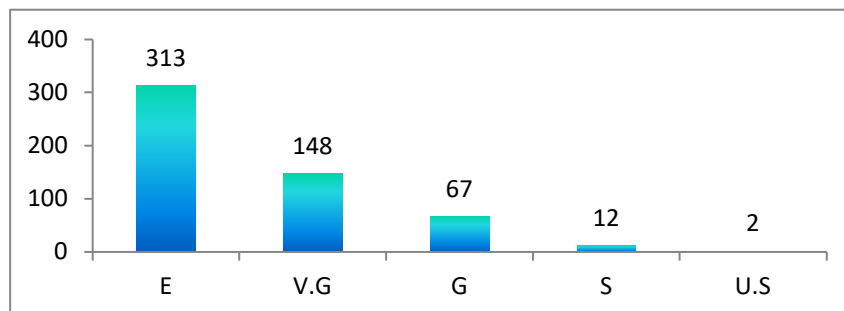
14 : Sports Facility



15 : Medical Facility



16 : Overall impression on the college.




# 2016-17



## HINDOL COLLEGE, KHAJURIAKATA DHENKANAL

### ANALYSIS OF STUDENT'S FEEDBACK ON TEACHING LEARNING PROCESS & CAMPUS FACILITIES (CONSOLIDATED) 2016-17



No.	Activities/ Processes / Facilities
1	Quality of teaching
2	Practical/ Laboratory work
3	Examination & evaluation
4	Co-curricular activities
5	Interaction with teachers outside of class
6	Guidance and counseling by teachers
7	Central Library
8	Departmental / Seminar Library
9	The cleanliness and ambience in campus
10	Security Arrangement
11	Library facility
13	Canteen Facility
14	Sports facility
15	Medical facility
16	Overall Impression on the College

Sl. No.	Programme	1					2					3					4				
		E	V.G.	G	S	U.S.	E	V.G.	G	S	U.S.	E	V.G.	G	S	U.S.	E	V.G.	G	S	U.S.
1	B.A.	165	89	11	4	1	159	89	17	4	1	180	49	26	15	0	175	59	27	9	0
2	B.Sc.	149	67	12	2	0	144	65	15	6	0	140	51	29	10	0	132	62	27	8	1
3	Total	314	156	23	6	1	303	154	32	10	1	320	100	55	25	0	307	121	54	17	1

Sl. No.	Programme	5					6					7					8				
		E	V.G.	G	S	U.S.	E	V.G.	G	S	U.S.	E	V.G.	G	S	U.S.	E	V.G.	G	S	U.S.
1	B.A.	182	50	23	15	0	189	54	24	3	0	186	52	29	3	0	182	55	21	9	3
2	B.Sc.	141	49	29	10	1	134	57	23	16	0	126	61	34	9	0	142	41	29	15	3
3	Total	323	99	52	25	1	323	111	47	19	0	312	113	63	12	0	324	96	50	24	6

Sl. No.	Programme	9					10					11					12				
		E	V.G.	G	S	U.S.	E	V.G.	G	S	U.S.	E	V.G.	G	S	U.S.	E	V.G.	G	S	U.S.
1	B.A.	167	74	22	6	1	182	41	30	15	2	188	47	24	11	0	179	61	25	4	1
2	B.Sc.	116	47	51	16	0	137	47	31	12	3	140	48	29	13	0	117	47	51	15	0
3	Total	283	121	73	22	1	319	88	61	27	5	328	95	53	24	0	296	108	76	19	1

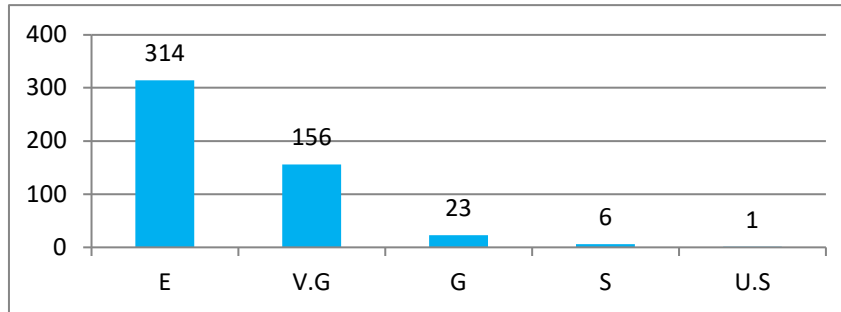
Sl. No.	Programme	13					14					15					16				
		E	V.G.	G	S	U.S.	E	V.G.	G	S	U.S.	E	V.G.	G	S	U.S.	E	V.G.	G	S	U.S.
1	B.A.	189	42	26	11	2	157	68	36	8	1	172	59	27	12	0	186	51	27	6	0
2	B.Sc.	142	46	29	10	3	139	55	27	9	0	144	48	29	9	0	137	53	29	11	0
3	Total	331	88	55	21	5	296	123	63	17	1	316	107	56	21	0	323	104	56	17	0

NOTE    E : Excellent      V.G.: Very Good      G : Good      S : Satisfactory      U.S. : Unsatisfactory

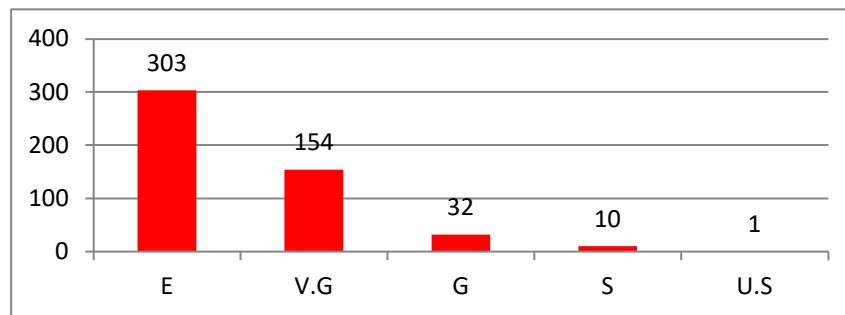
**J.N. Pathy**  
 Coordinator  
 IQAC  
 Hindol College, Khajuriakata

PRINCIPAL  
 HINDOL COLLEGE  
 KHAJURIAKATA

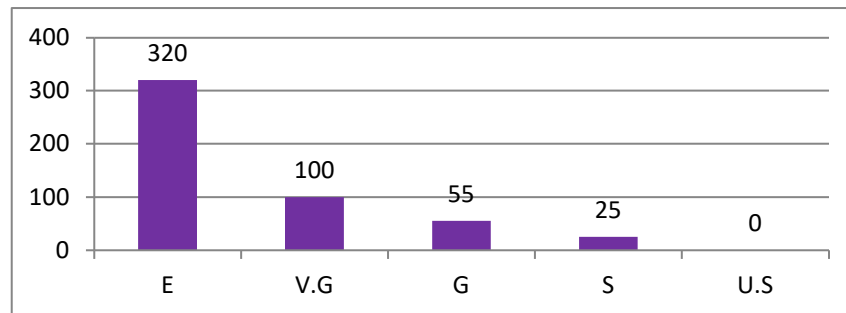
### 1 : Quality of Teaching



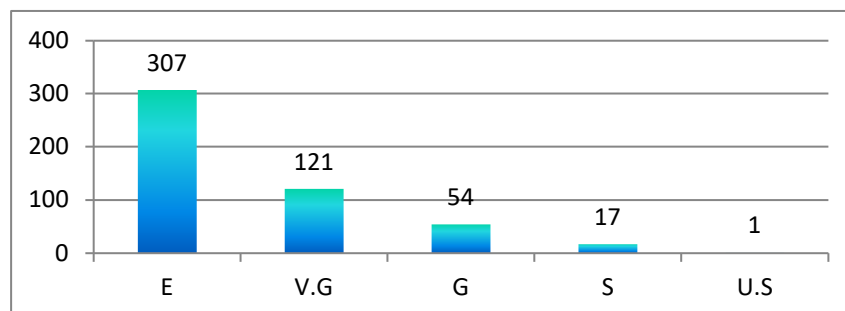
### 2 : Practical/ Laboratory Work



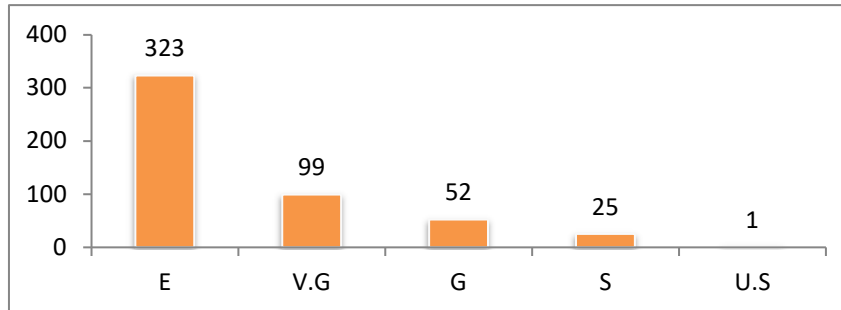
### 3 : Examination and Evaluation



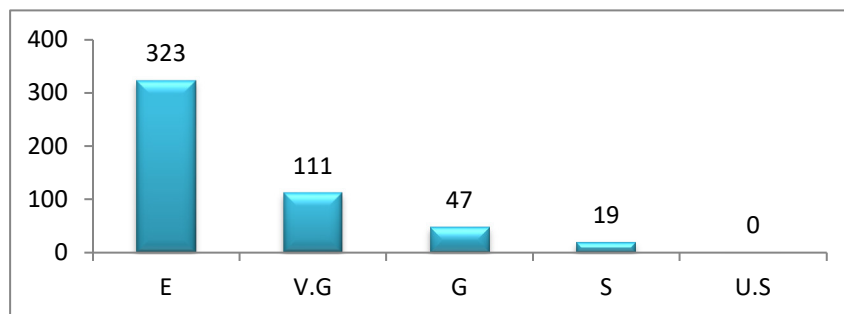
### 4 : Co-curricular Activities



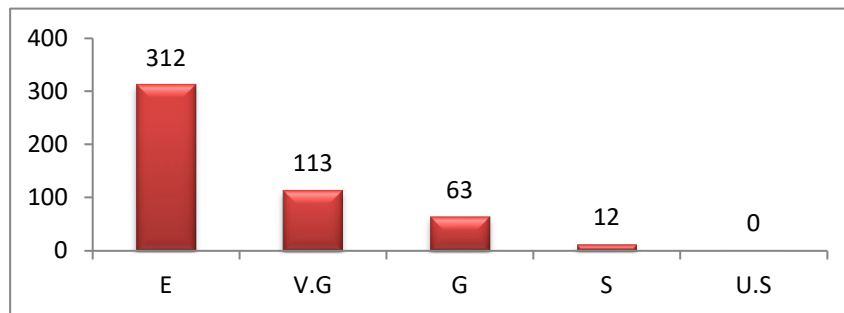
5 : Interaction with teachers outside of class



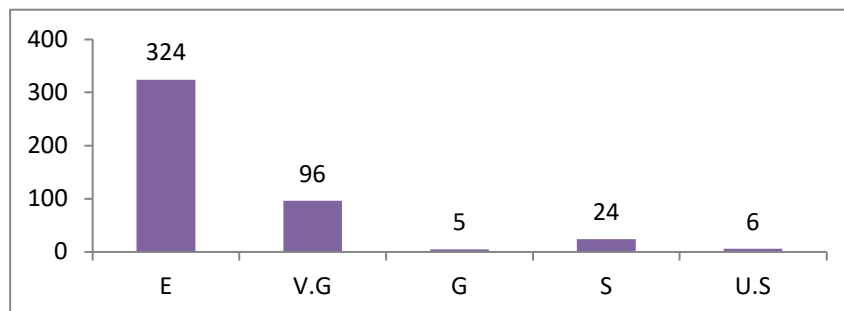
6 : Guidance and counseling by teachers



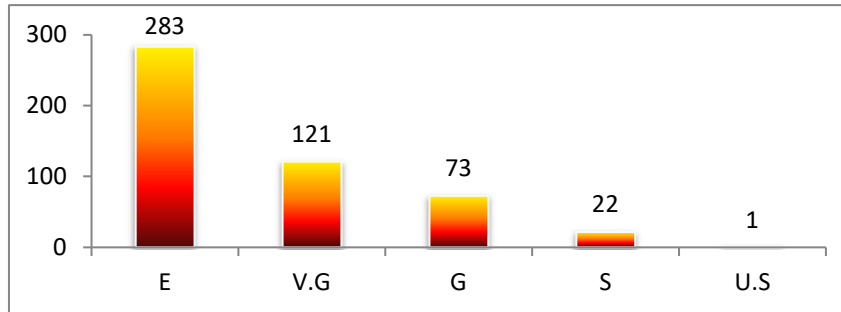
7 : Central Library



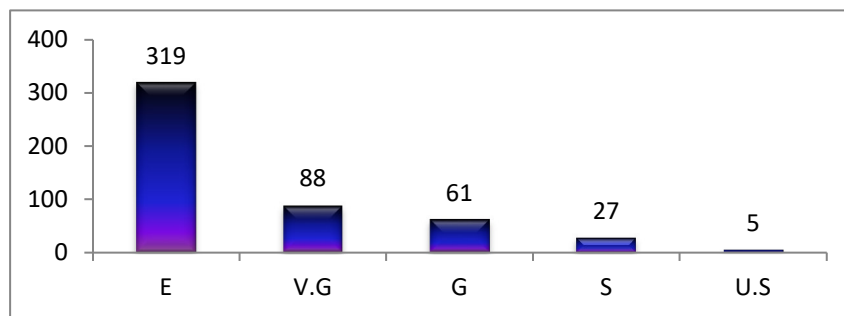
8 : Departmental/ Seminar Library



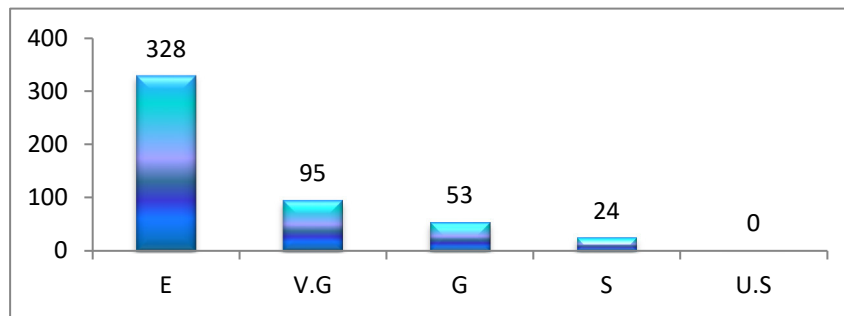
9 : The cleanliness and ambience in campus



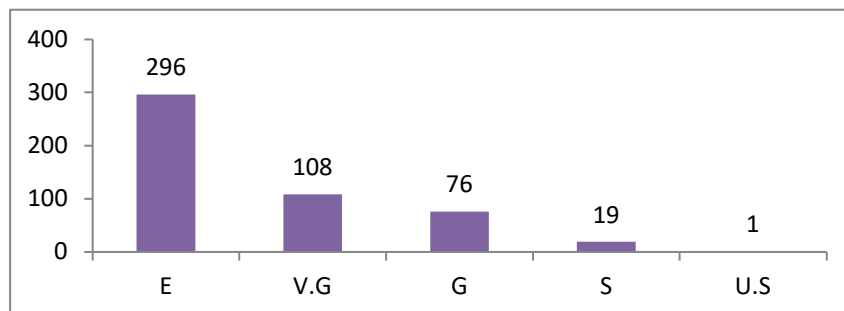
10 : Security Arrangement



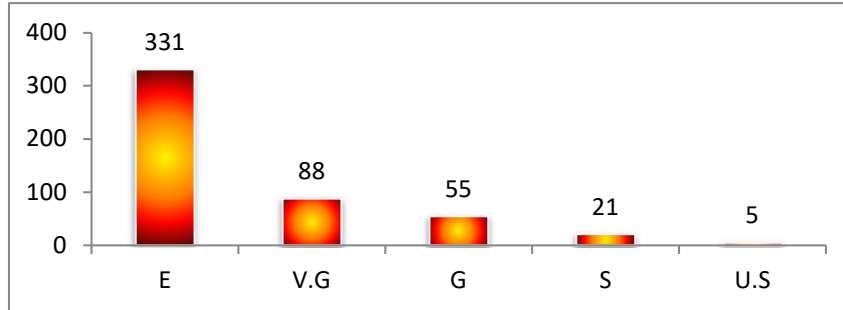
11 : Library Facilities



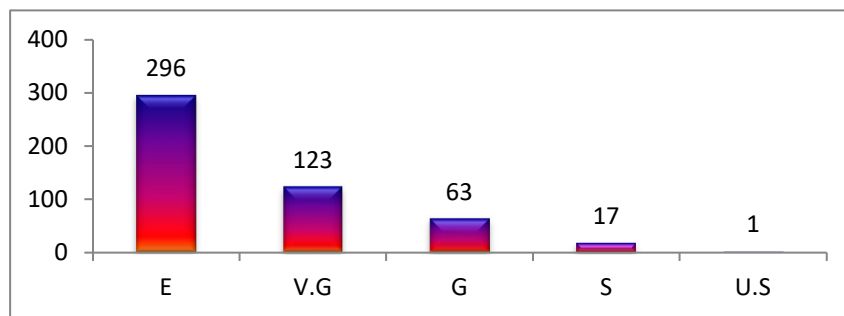
12 : Canteen Facility



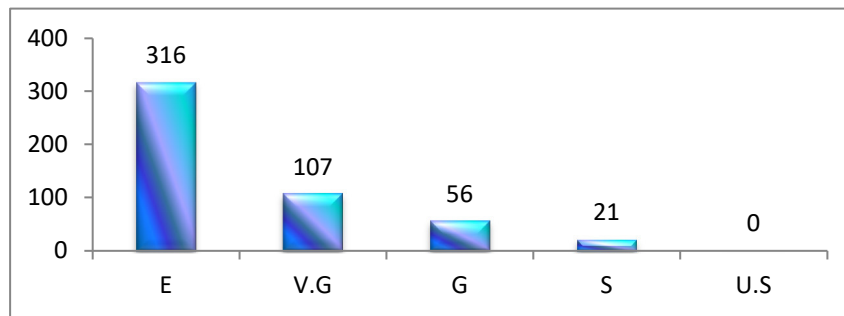
13 : Campus Facility



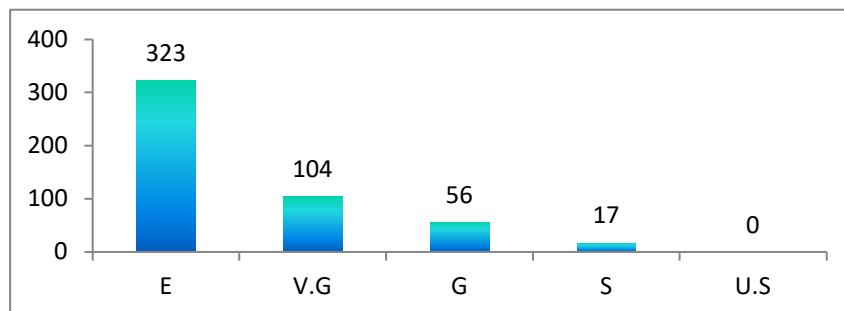
14 : Sports Facility



15 : Medical Facility



16 : Overall impression on the college.






**2017-18**



**HINDOL COLLEGE, KHAJURIAKATA  
DHENKANAL**

**ANALYSIS OF STUDENT'S FEEDBACK ON TEACHING LEARNING PROCESS &  
CAMPUS FACILITIES (CONSOLIDATED) 2017-18**



Sl. No.	Activities/ Processes / Facilities
1	Quality of teaching
2	Practical/ Laboratory work
3	Examination & evaluation
4	Co-curricular activities
5	Interaction with teachers outside of class
6	Guidance and counseling by teachers
7	Central Library
8	Departmental / Seminar Library
9	The cleanliness and ambience in campus
10	Security Arrangement
11	Library facility
13	Canteen Facility
14	Sports facility
15	Medical facility
16	Overall Impression on the College

Sl. No.	Programme	1					2					3					4				
		E	V.G.	G	S	U.S.	E	V.G.	G	S	U.S.	E	V.G.	G	S	U.S.	E	V.G.	G	S	U.S.
1	B.A.	165	89	11	4	1	159	89	17	4	1	180	49	26	15	0	175	59	27	9	0
2	B.Sc.	134	57	23	16	0	144	65	15	6	0	140	51	29	10	0	132	62	27	8	1
3	Total	299	146	34	20	1	303	154	32	10	1	320	100	55	25	0	307	121	54	17	1

Sl. No.	Programme	5					6					7					8				
		E	V.G.	G	S	U.S.	E	V.G.	G	S	U.S.	E	V.G.	G	S	U.S.	E	V.G.	G	S	U.S.
1	B.A.	182	50	23	15	0	188	47	24	11	0	186	52	29	3	0	182	55	21	9	3
2	B.Sc.	141	49	29	10	1	134	57	23	16	0	126	61	34	9	0	149	67	12	2	0
3	Total	323	99	52	25	1	322	104	47	27	0	312	113	63	12	0	331	122	33	11	3

Sl. No.	Programme	9					10					11					12				
		E	V.G.	G	S	U.S.	E	V.G.	G	S	U.S.	E	V.G.	G	S	U.S.	E	V.G.	G	S	U.S.
1	B.A.	165	74	22	6	3	182	41	30	15	2	178	52	24	16	0	169	66	25	9	1
2	B.Sc.	147	66	16	1	0	137	47	31	12	3	134	57	23	16	0	117	47	51	15	0
3	Total	312	140	38	7	3	319	88	61	27	5	312	109	47	32	0	286	113	76	24	1

Sl. No.	Programme	13					14					15					16				
		E	V.G.	G	S	U.S.	E	V.G.	G	S	U.S.	E	V.G.	G	S	U.S.	E	V.G.	G	S	U.S.
1	B.A.	185	44	26	13	2	174	52	25	16	3	188	47	24	11	0	186	51	27	6	0
2	B.Sc.	142	46	29	9	4	136	55	25	11	3	144	48	29	9	0	127	53	33	17	0
3	Total	327	90	55	22	6	310	107	50	27	6	332	95	53	20	0	313	104	60	23	0

NOTE E : Excellent V.G.: Very Good G : Good S : Satisfactory U.S. : Unsatisfactory

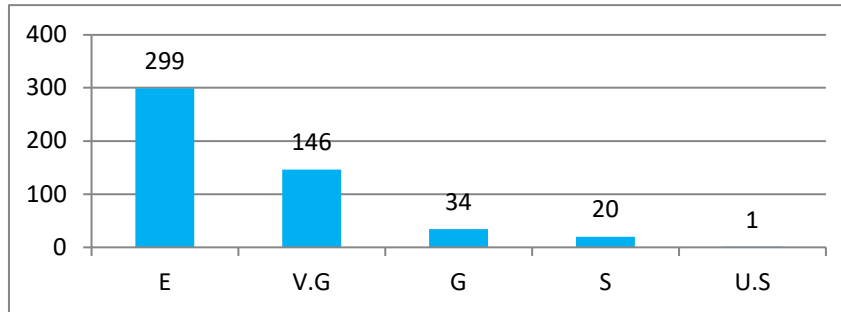
*J.N.Pad.*  
Coordinator

IQAC

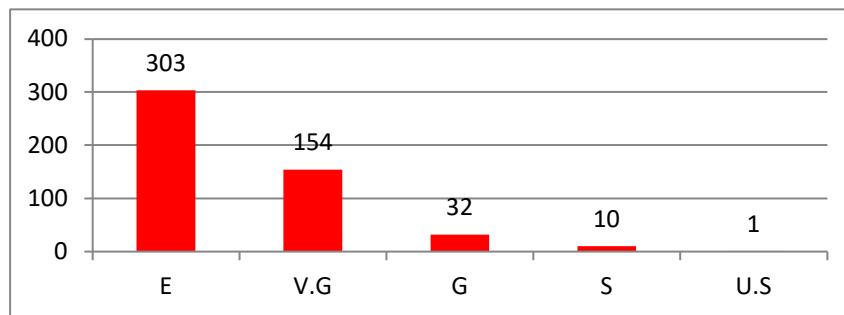
Hindol College, Khajuriakata

*Shubh*  
PRINCIPAL  
HINDOL COLLEGE  
KHAJURIAKATA

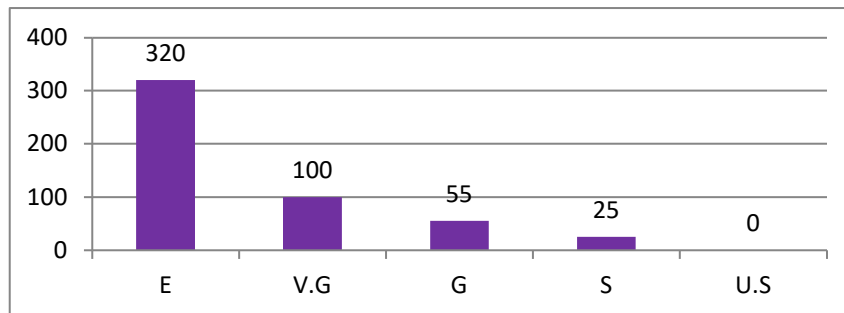
### 1 : Quality of Teaching



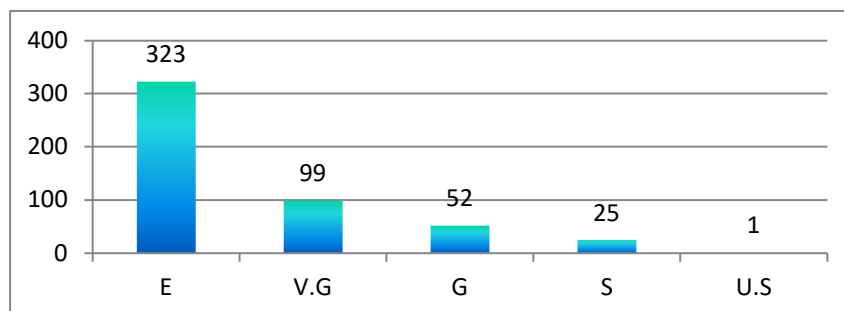
### 2 : Practical/ Laboratory Work



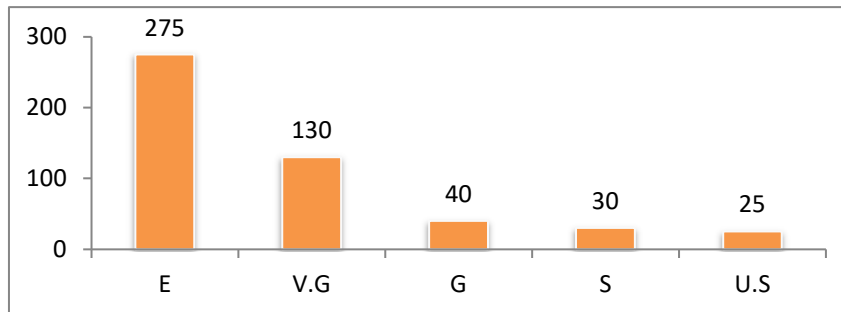
### 3 : Examination and Evaluation



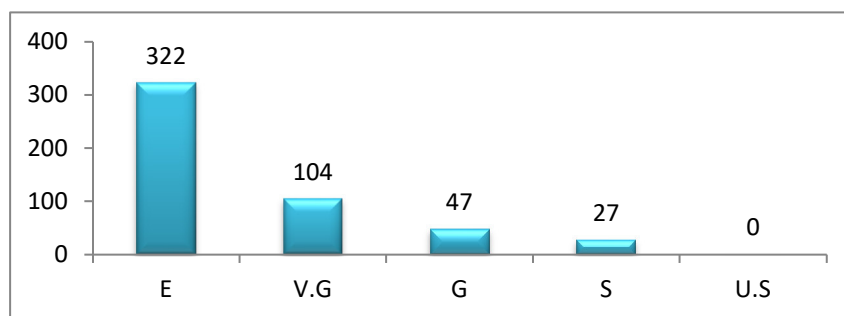
### 4 : Co-curricular Activities



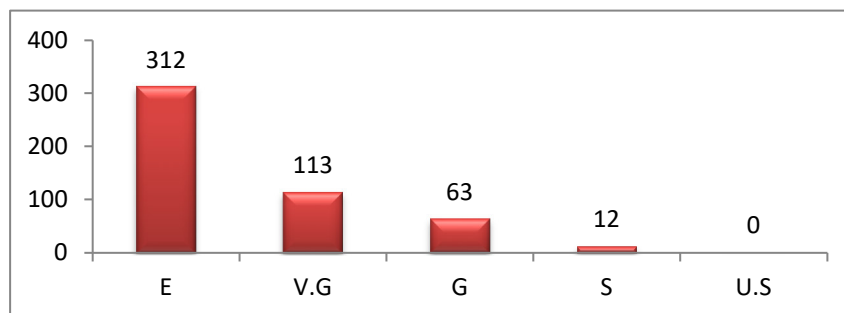
5 : Interaction with teachers outside of class



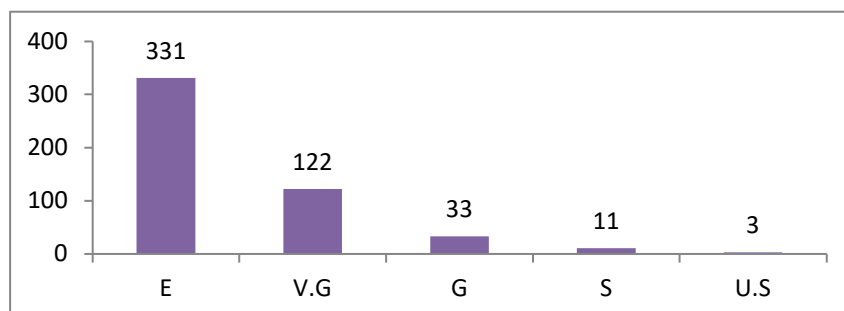
6 : Guidance and counseling by teachers



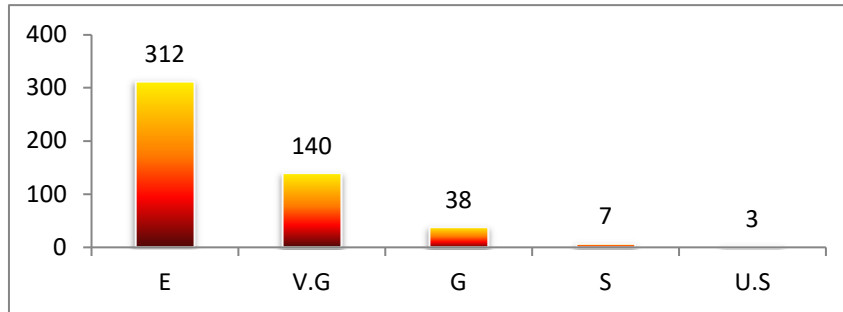
7 : Central Library



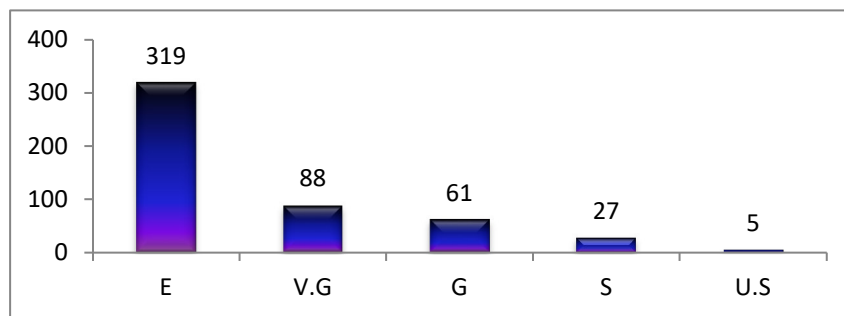
8 : Departmental/ Seminar Library



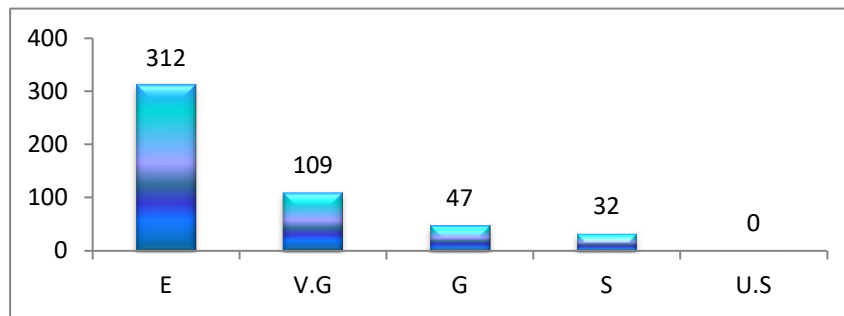
9 : The cleanliness and ambience in campus



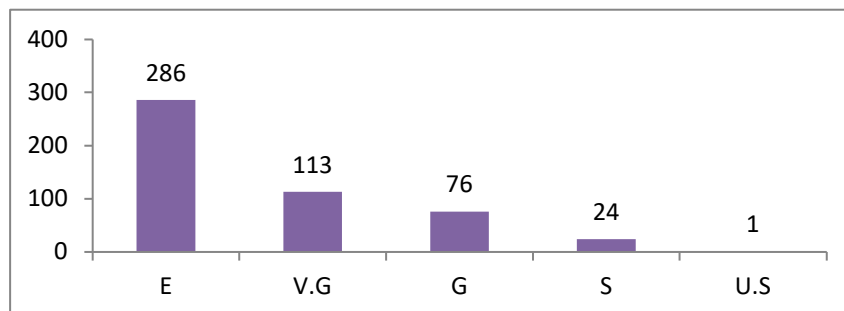
10 : Security Arrangement



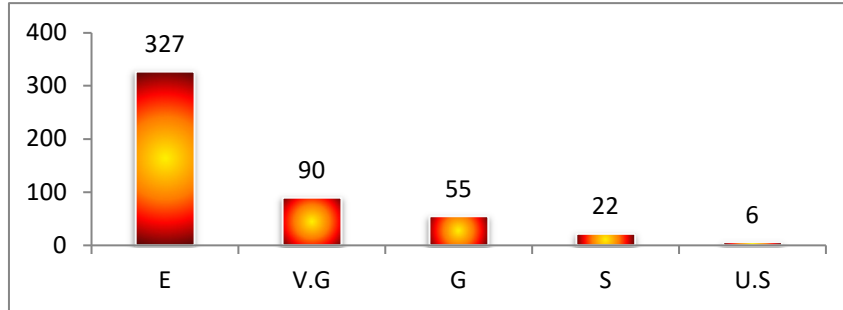
11 : Library Facilities



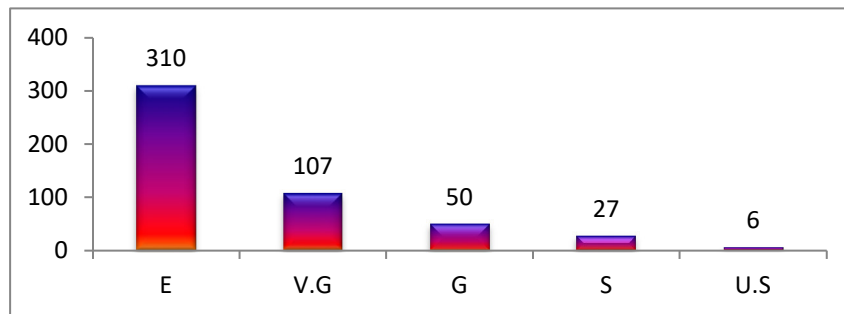
12 : Canteen Facility



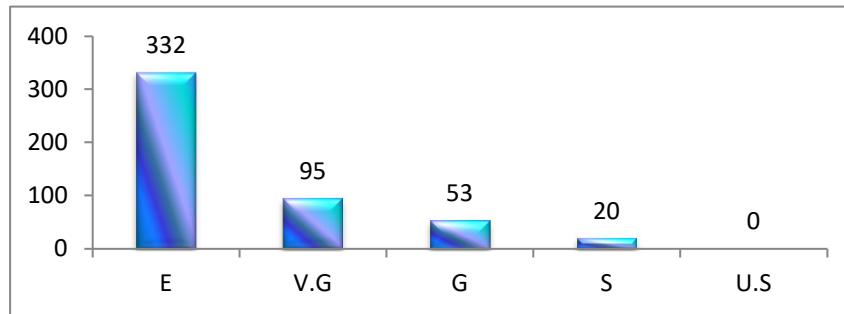
13 : Campus Facility



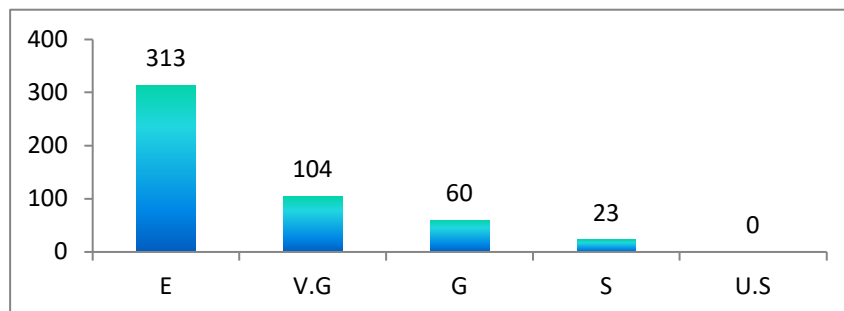
14 : Sports Facility



15 : Medical Facility



16 : Overall impression on the college.




# 2018-19



## HINDOL COLLEGE, KHAJURIAKATA DHENKANAL

### ANALYSIS OF STUDENT'S FEEDBACK ON TEACHING LEARNING PROCESS & CAMPUS FACILITIES (CONSOLIDATED) 2018-19



Sl. No.	Activities/ Processes / Facilities
1	Quality of teaching
2	Practical/ Laboratory work
3	Examination & evaluation
4	Co-curricular activities
5	Interaction with teachers outside of class
6	Guidance and counseling by teachers
7	Central Library
8	Departmental / Seminar Library
9	The cleanliness and ambience in campus
10	Security Arrangement
11	Library facility
13	Canteen Facility
14	Sports facility
15	Medical facility
16	Overall Impression on the College

Sl. No.	Programme	1					2					3					4				
		E	V.G.	G	S	U.S.	E	V.G.	G	S	U.S.	E	V.G.	G	S	U.S.	E	V.G.	G	S	U.S.
1	B.A.	171	89	15	4	1	168	89	17	5	1	175	59	26	18	2	175	65	35	5	0
2	B.Sc.	149	67	19	3	2	144	65	22	6	3	140	51	35	10	4	139	62	29	8	2
3	Total	320	156	34	7	3	312	154	39	11	4	315	110	61	28	6	314	127	64	13	2

Sl. No.	Programme	5					6					7					8				
		E	V.G.	G	S	U.S.	E	V.G.	G	S	U.S.	E	V.G.	G	S	U.S.	E	V.G.	G	S	U.S.
1	B.A.	182	55	28	15	0	189	61	24	4	2	186	62	29	3	0	182	64	21	11	2
2	B.Sc.	141	51	35	12	1	134	62	26	17	1	126	61	39	13	1	142	48	31	17	2
3	Total	323	106	63	27	1	323	123	50	21	3	312	123	68	16	1	324	112	52	28	4

Sl. No.	Programme	9					10					11					12				
		E	V.G.	G	S	U.S.	E	V.G.	G	S	U.S.	E	V.G.	G	S	U.S.	E	V.G.	G	S	U.S.
1	B.A.	167	74	32	6	1	180	49	34	15	2	188	57	24	11	0	179	61	25	13	2
2	B.Sc.	115	49	59	16	1	137	52	36	12	3	140	48	39	13	0	117	55	51	15	2
3	Total	282	123	91	22	2	317	101	70	27	5	328	105	63	24	0	296	116	76	28	4

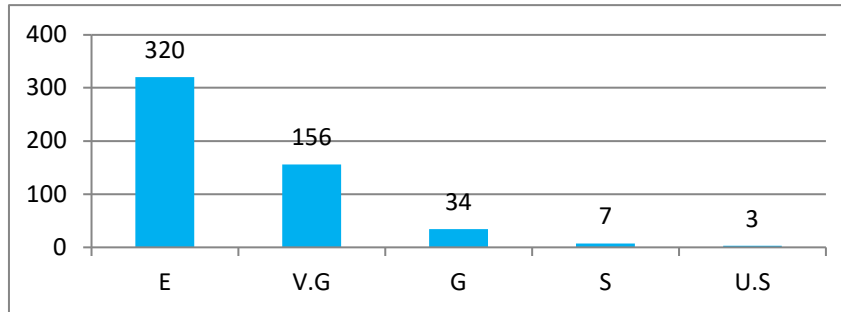
Sl. No.	Programme	13					14					15					16				
		E	V.G.	G	S	U.S.	E	V.G.	G	S	U.S.	E	V.G.	G	S	U.S.	E	V.G.	G	S	U.S.
1	B.A.	189	47	26	16	2	157	68	36	18	1	172	59	34	15	0	185	56	27	12	0
2	B.Sc.	142	46	35	14	3	139	56	29	16	0	144	48	35	12	1	135	55	35	14	1
3	Total	331	93	61	30	5	296	124	65	34	1	316	107	69	27	1	320	111	62	26	1

NOTE E : Excellent V.G.: Very Good G : Good S : Satisfactory U.S. : Unsatisfactory

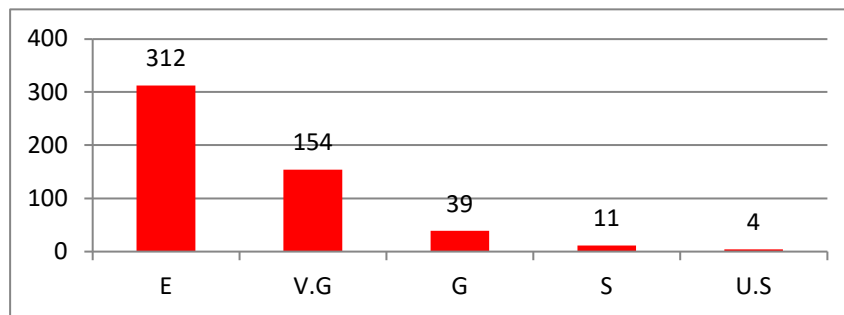
  
 J.N.P. Ghosh  
 Coordinator  
 IQAC  
 Hindol College, Khajuriakata

  
 PRINCIPAL  
 HINDOL COLLEGE  
 KHAJURIAKATA

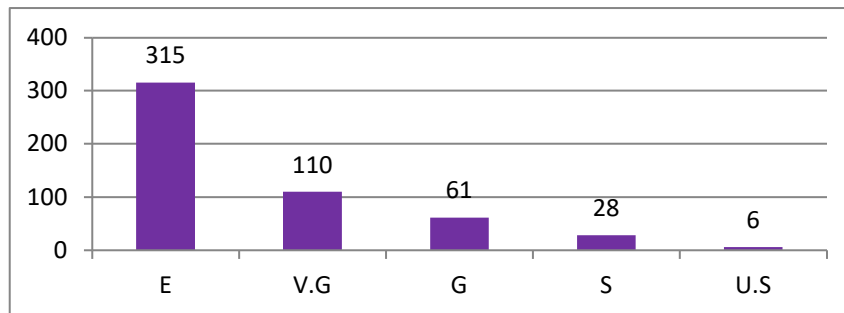
### 1 : Quality of Teaching



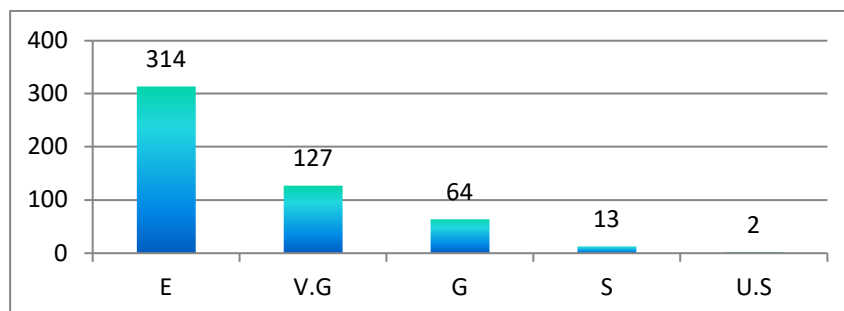
### 2 : Practical/ Laboratory Work



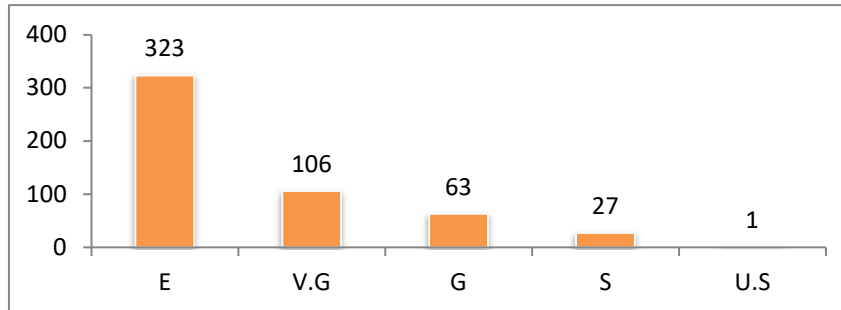
### 3 : Examination and Evaluation



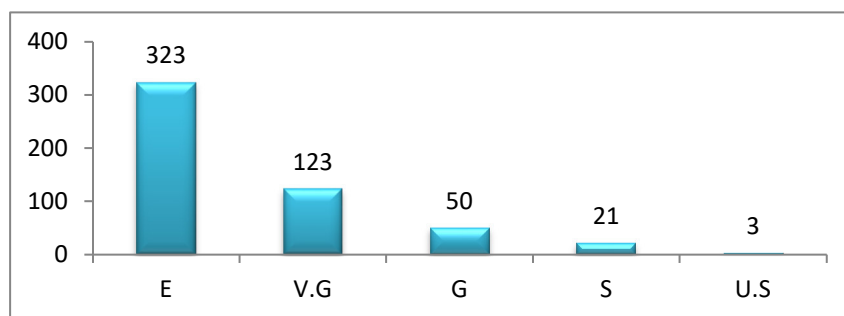
### 4 : Co-curricular Activities



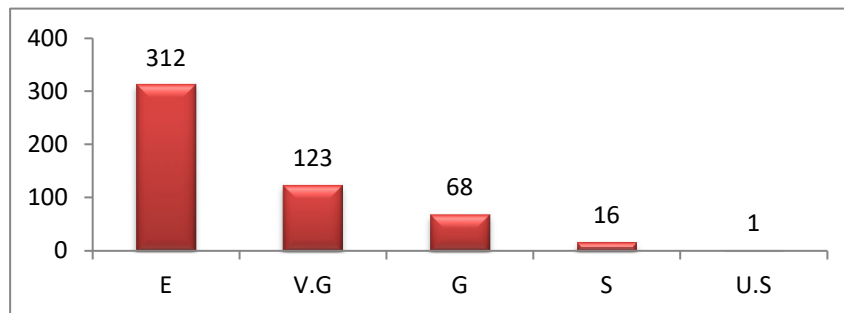
5 : Interaction with teachers outside of class



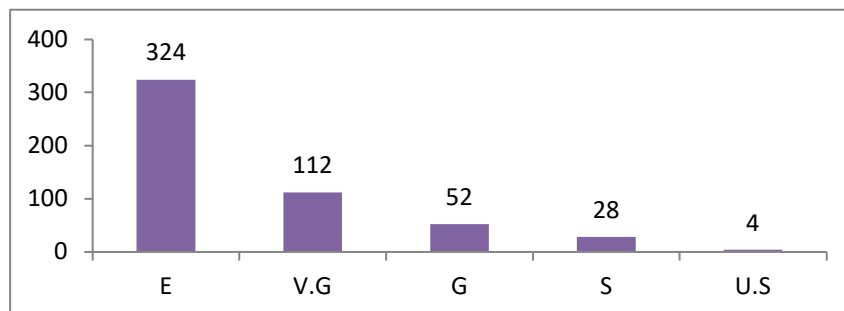
6 : Guidance and counseling by teachers



7 : Central Library

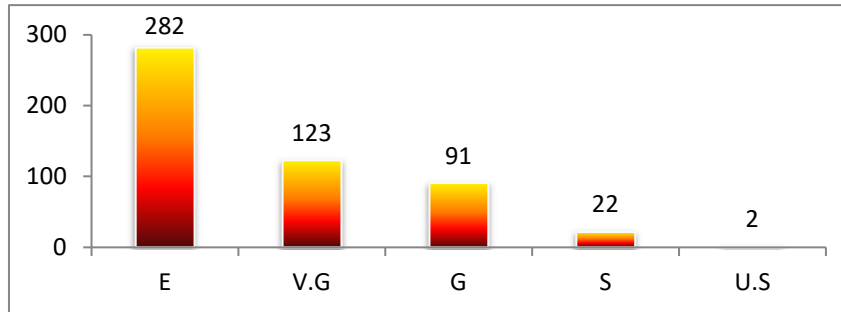


8 : Departmental/ Seminar Library

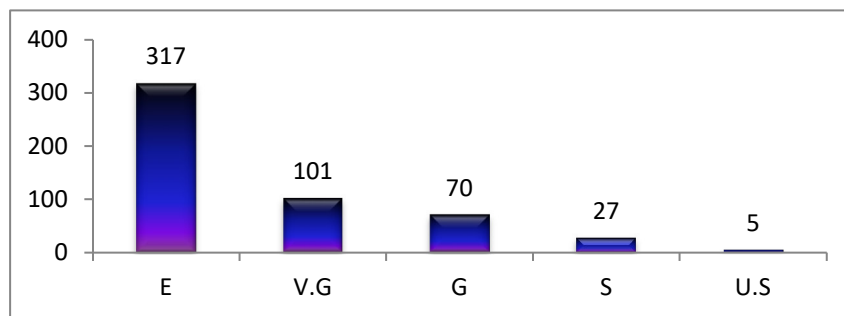




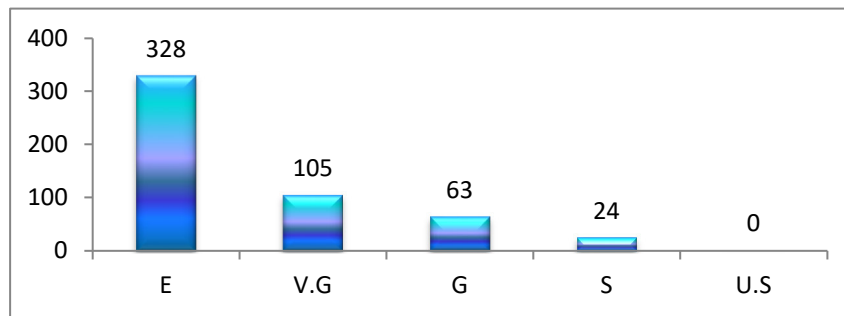
9 : The cleanliness and ambience in campus



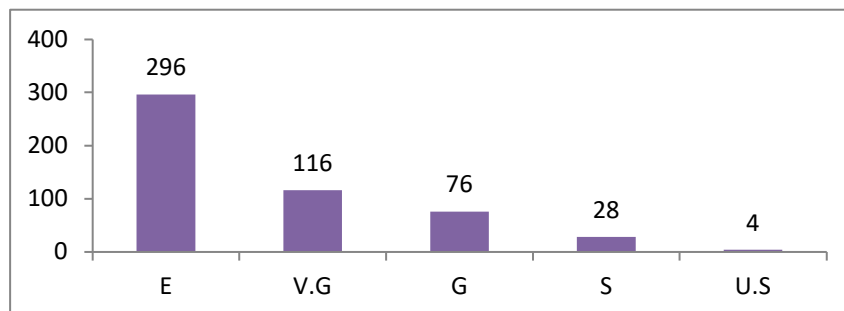
10 : Security Arrangement



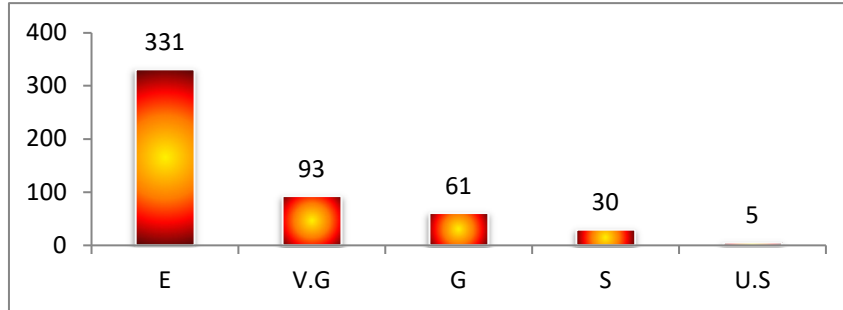
11 : Library Facilities



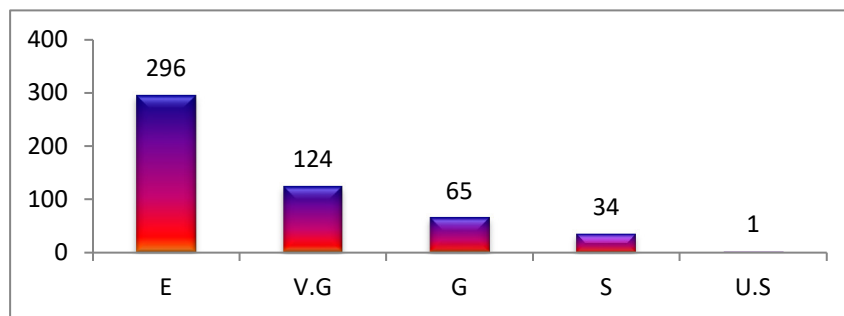
12 : Canteen Facility



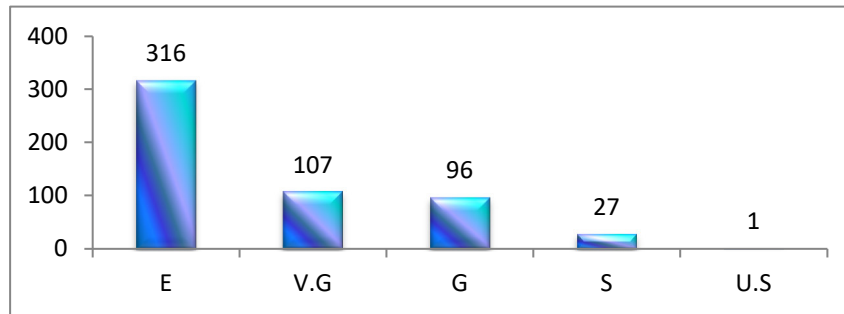
13 : Campus Facility



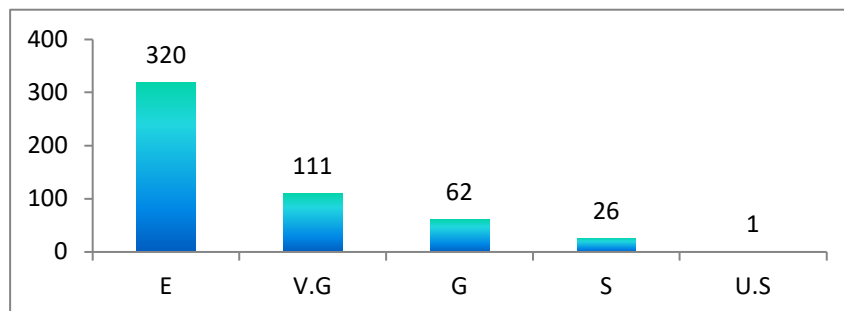
14 : Sports Facility



15 : Medical Facility



16 : Overall impression on the college.




# 2019-20



## HINDOL COLLEGE, KHAJURIAKATA DHENKANAL

### ANALYSIS OF STUDENT'S FEEDBACK ON TEACHING LEARNING PROCESS & CAMPUS FACILITIES (CONSOLIDATED) 2019-20



Sl. No.	Activities/ Processes / Facilities
1	Quality of teaching
2	Practical/ Laboratory work
3	Examination & evaluation
4	Co-curricular activities
5	Interaction with teachers outside of class
6	Guidance and counseling by teachers
7	Central Library
8	Departmental / Seminar Library
9	The cleanliness and ambience in campus
10	Security Arrangement
11	Library facility
13	Canteen Facility
14	Sports facility
15	Medical facility
16	Overall Impression on the College

Sl. No.	Programme	1					2					3					4				
		E	V.G.	G	S	U.S.	E	V.G.	G	S	U.S.	E	V.G.	G	S	U.S.	E	V.G.	G	S	U.S.
1	B.A.	165	79	15	24	2	168	89	22	5	1	175	61	29	18	2	174	66	41	4	0
2	B Sc.	135	67	24	13	1	134	71	26	6	3	140	51	35	10	4	135	65	29	9	2
3	Total	300	146	39	37	3	302	160	48	11	4	315	112	64	28	6	309	131	70	13	2

Sl. No.	Programme	5					6					7					8				
		E	V.G.	G	S	U.S.	E	V.G.	G	S	U.S.	E	V.G.	G	S	U.S.	E	V.G.	G	S	U.S.
1	B.A.	182	55	35	12	1	189	61	24	9	2	186	62	29	7	1	182	66	23	12	2
2	B Sc.	141	51	35	12	1	134	62	26	17	1	125	61	39	14	1	139	48	35	17	1
3	Total	323	106	70	24	2	323	123	50	26	3	311	123	68	21	2	321	114	58	29	3

Sl. No.	Programme	9					10					11					12				
		E	V.G.	G	S	U.S.	E	V.G.	G	S	U.S.	E	V.G.	G	S	U.S.	E	V.G.	G	S	U.S.
1	B.A.	167	74	32	11	1	181	49	39	15	1	188	58	24	14	1	179	66	25	13	2
2	B Sc.	115	49	59	16	1	137	49	36	15	3	139	48	41	12	0	117	51	51	19	2
3	Total	282	123	91	27	2	318	98	75	30	4	327	106	65	26	1	296	117	76	32	4

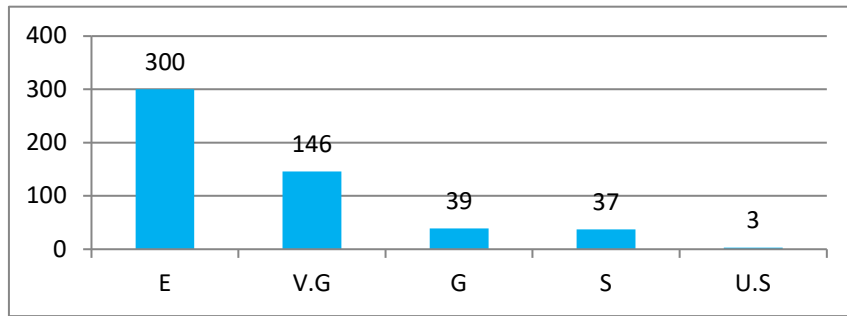
Sl. No.	Programme	13					14					15					16				
		E	V.G.	G	S	U.S.	E	V.G.	G	S	U.S.	E	V.G.	G	S	U.S.	E	V.G.	G	S	U.S.
1	B.A.	189	49	29	16	2	157	68	36	23	1	172	59	37	17	0	185	56	27	17	0
2	B Sc.	142	46	35	14	3	139	56	29	16	0	144	48	35	12	1	135	55	35	14	1
3	Total	331	95	64	30	5	296	124	65	39	1	316	107	72	29	1	320	111	62	31	1

NOTE E : Excellent V.G.: Very Good G : Good S : Satisfactory U.S. : Unsatisfactory

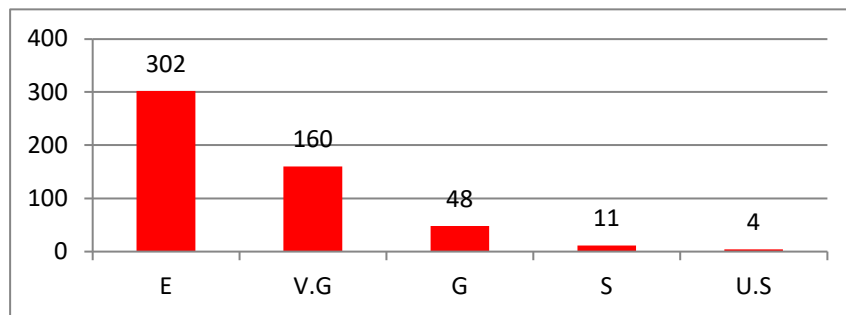
IQAC  
 Hindol College, Khajuriakata

PRINCIPAL  
 HINDOL COLLEGE  
 KHAJURIAKATA

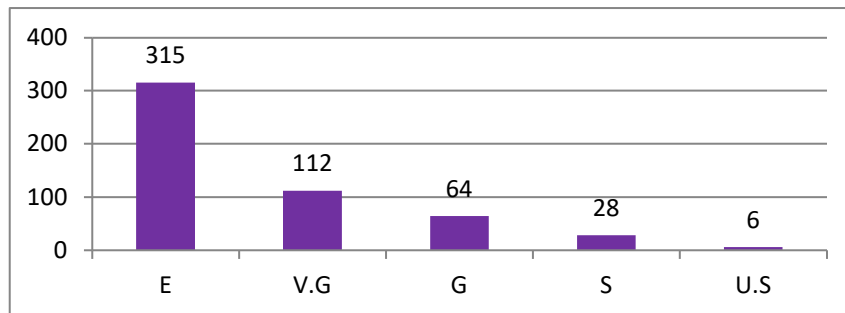
### 1 : Quality of Teaching



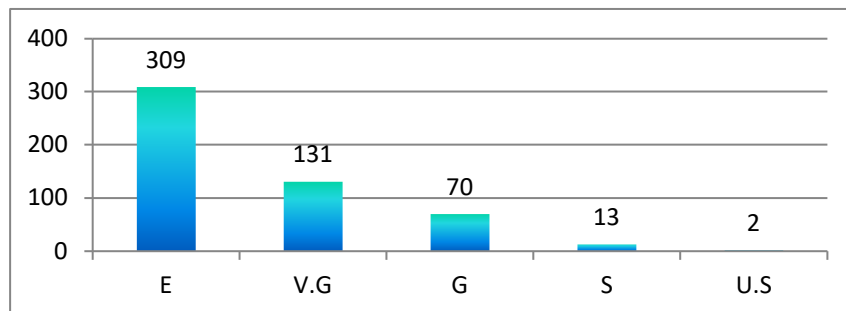
### 2 : Practical/ Laboratory Work



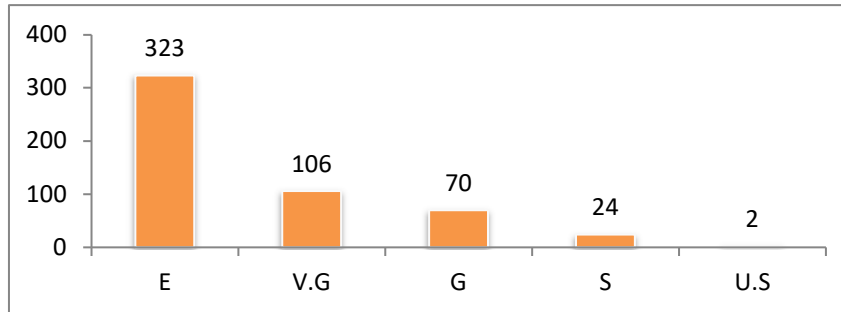
### 3 : Examination and Evaluation



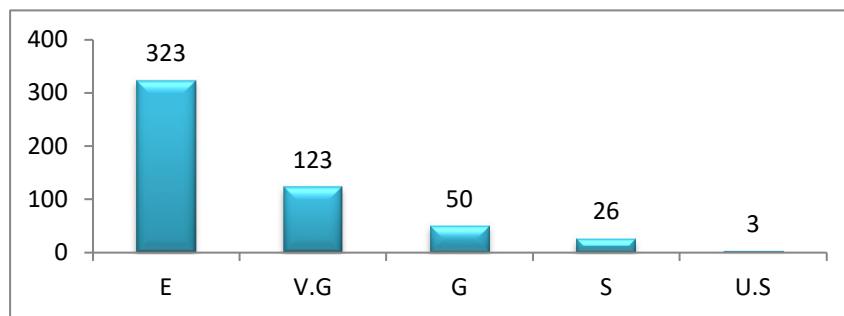
### 4 : Co-curricular Activities



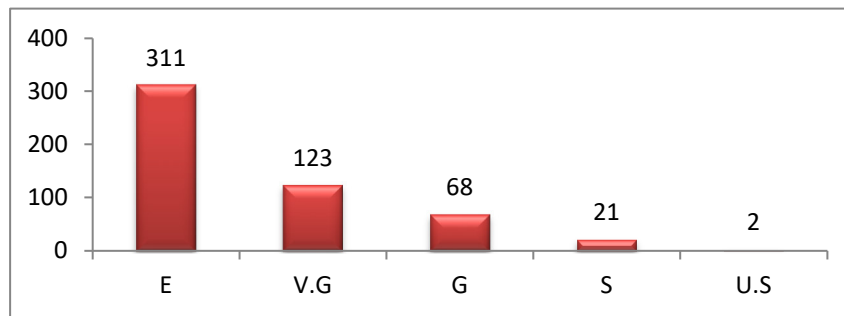
5 : Interaction with teachers outside of class



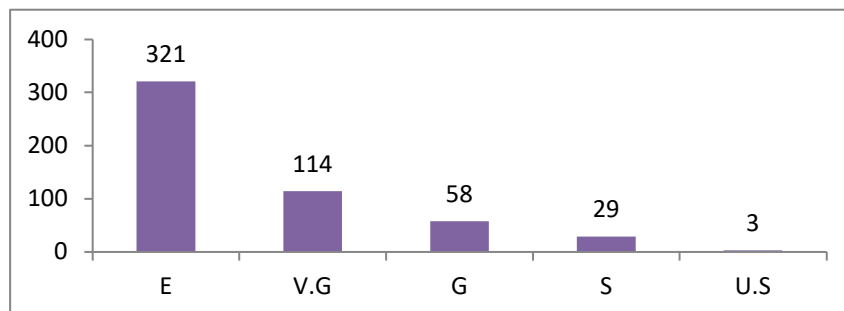
6 : Guidance and counseling by teachers



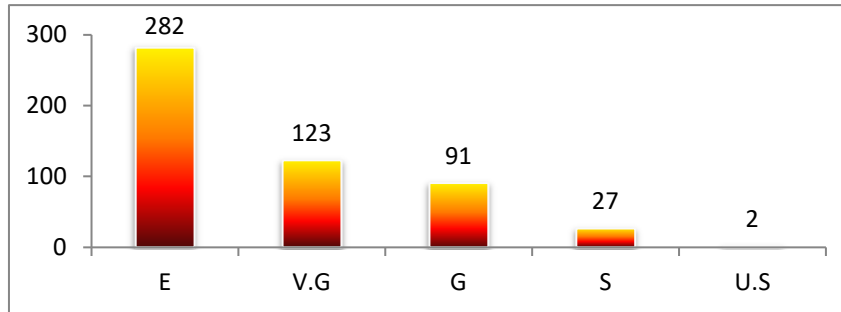
7 : Central Library



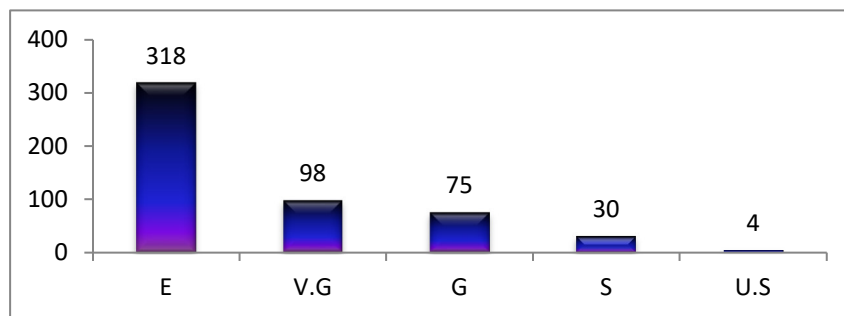
8 : Departmental/ Seminar Library



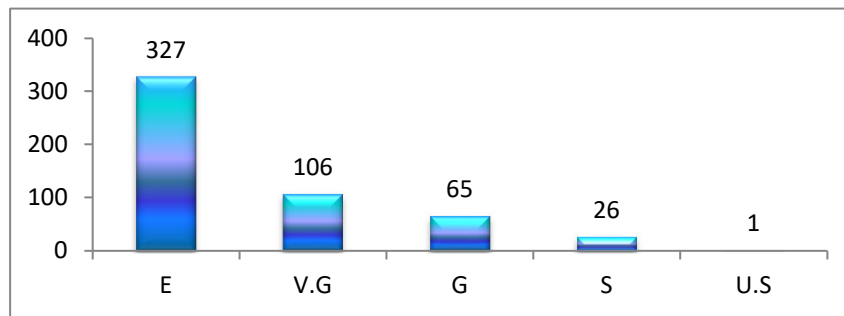
9 : The cleanliness and ambience in campus



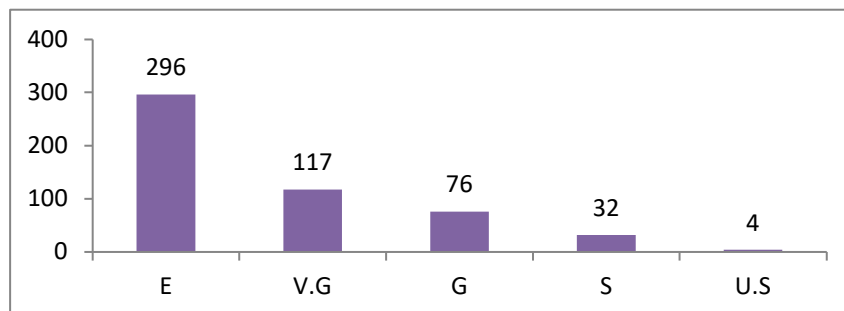
10 : Security Arrangement



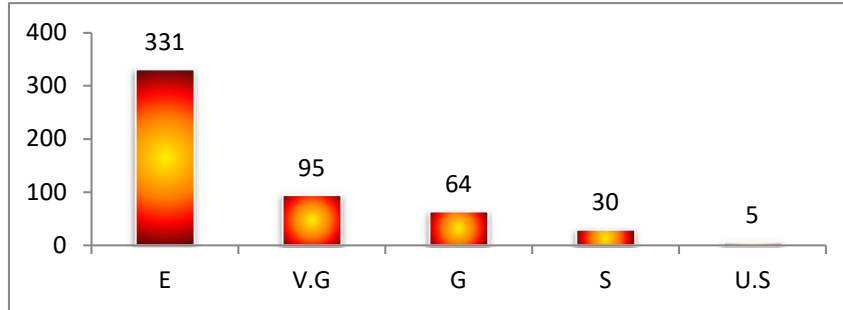
11 : Library Facilities



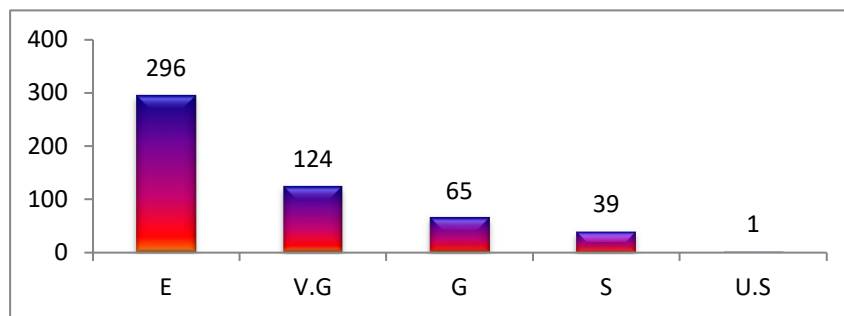
12 : Canteen Facility



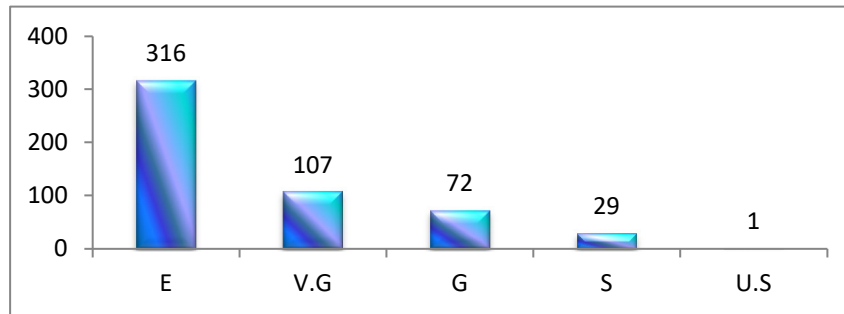
13 : Campus Facility



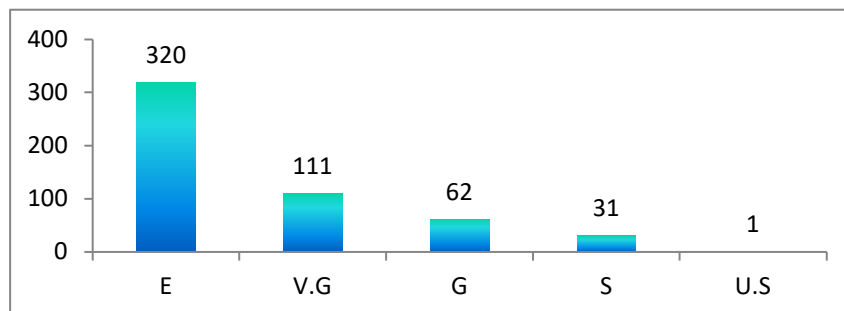
14 : Sports Facility



15 : Medical Facility



16 : Overall impression on the college.




# 2020-21



## HINDOL COLLEGE, KHAJURIAKATA

DHENKANAL

### ANALYSIS OF STUDENT'S FEEDBACK ON TEACHING LEARNING PROCESS & CAMPUS FACILITIES (CONSOLIDATED) 2020-21



Sl. No.	Activities/ Processes / Facilities
1	Quality of teaching
2	Practical/ Laboratory work
3	Examination & evaluation
4	Co-curricular activities
5	Interaction with teachers outside of class
6	Guidance and counseling by teachers
7	Central Library
8	Departmental / Seminar Library
9	The cleanliness and ambience in campus
10	Security Arrangement
11	Library facility
13	Canteen Facility
14	Sports facility
15	Medical facility
16	Overall Impression on the College

Sl. No.	Programme	1					2					3					4				
		E	V.G.	G	S	U.S.	E	V.G.	G	S	U.S.	E	V.G.	G	S	U.S.	E	V.G.	G	S	U.S.
1	B.A.	165	79	15	24	2	168	89	22	5	1	175	61	29	18	2	174	66	41	4	0
2	B.Sc.	135	67	34	13	1	134	71	26	16	3	140	56	38	15	1	135	74	31	9	1
3	Total	300	146	49	37	3	302	160	48	21	4	315	117	67	33	3	309	140	72	13	1

Sl. No.	Programme	5					6					7					8				
		E	V.G.	G	S	U.S.	E	V.G.	G	S	U.S.	E	V.G.	G	S	U.S.	E	V.G.	G	S	U.S.
1	B.A.	182	55	35	12	1	189	61	24	9	2	185	62	29	9	0	165	79	15	24	2
2	B.Sc.	141	61	35	12	1	134	67	31	17	1	115	64	51	19	1	139	52	41	17	1
3	Total	323	116	70	24	2	323	128	55	26	3	300	126	80	28	1	304	131	56	41	3

Sl. No.	Programme	9					10					11					12				
		E	V.G.	G	S	U.S.	E	V.G.	G	S	U.S.	E	V.G.	G	S	U.S.	E	V.G.	G	S	U.S.
1	B.A.	167	74	32	11	1	165	79	15	24	2	175	61	29	18	2	179	66	25	13	2
2	B.Sc.	115	55	59	19	2	137	51	39	22	1	139	48	46	17	0	119	56	51	22	2
3	Total	282	129	91	30	3	302	130	54	46	3	314	109	75	35	2	298	122	76	35	4

Sl. No.	Programme	13					14					15					16				
		E	V.G.	G	S	U.S.	E	V.G.	G	S	U.S.	E	V.G.	G	S	U.S.	E	V.G.	G	S	U.S.
1	B.A.	189	49	29	16	2	175	61	29	18	2	172	59	37	17	0	185	56	27	17	0
2	B.Sc.	142	46	42	17	3	139	56	35	19	1	144	48	41	16	1	135	55	42	16	2
3	Total	331	95	71	33	5	314	117	64	37	3	316	107	78	33	1	320	111	69	33	2

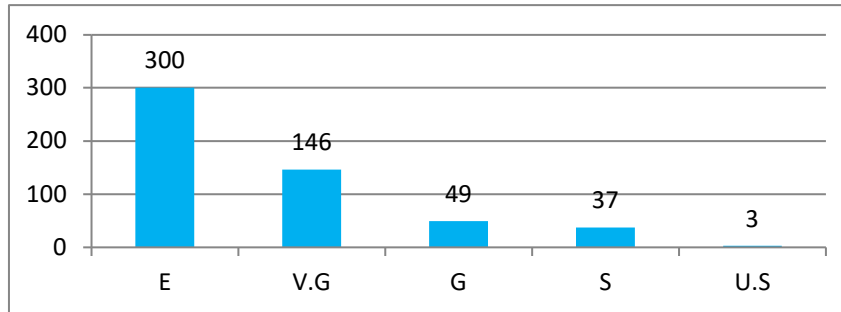
NOTE E : Excellent V.G. : Very Good G : Good S : Satisfactory U.S. : Unsatisfactory

*Jyoti Prasad*  
IQAC

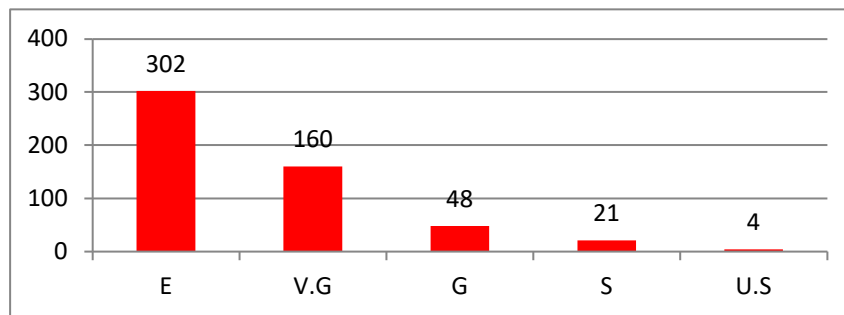
*Principal*  
HINDOL COLLEGE  
KHAJURIAKATA



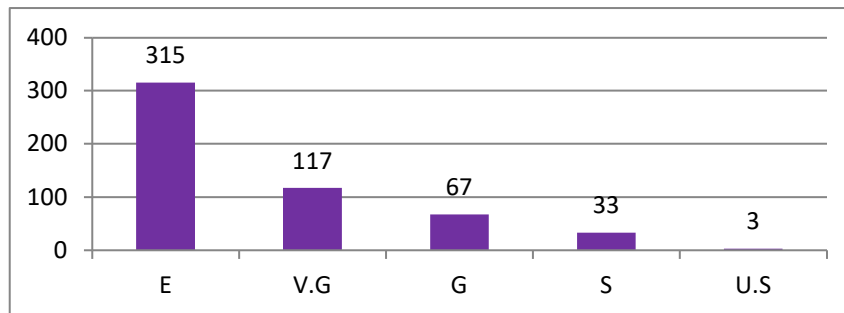
### 1 : Quality of Teaching



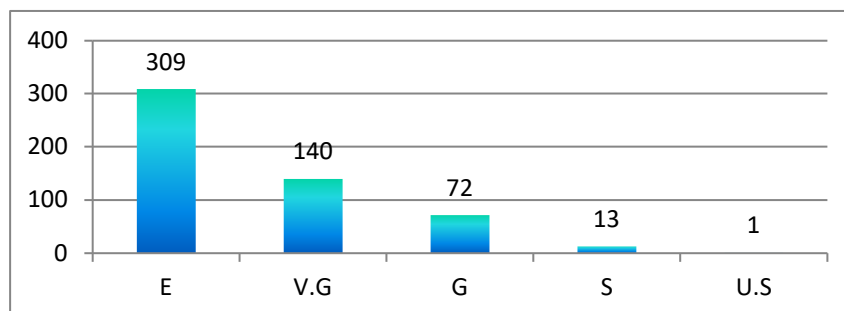
### 2 : Practical/ Laboratory Work



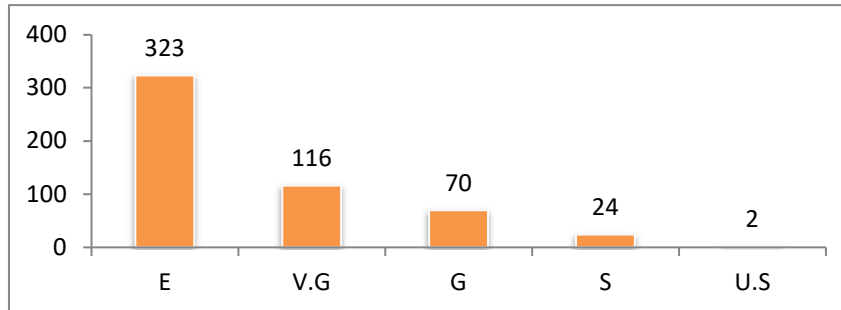
### 3 : Examination and Evaluation



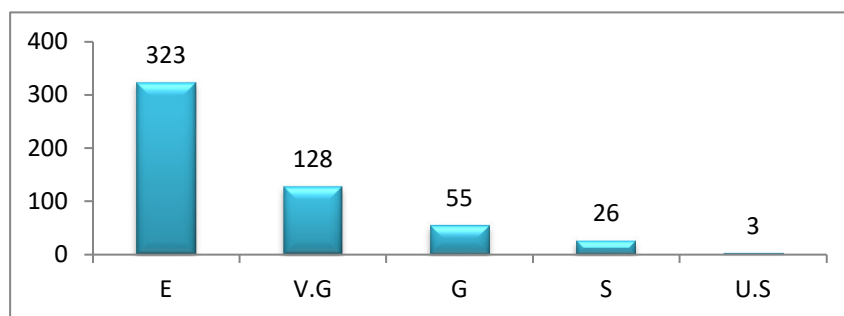
### 4 : Co-curricular Activities



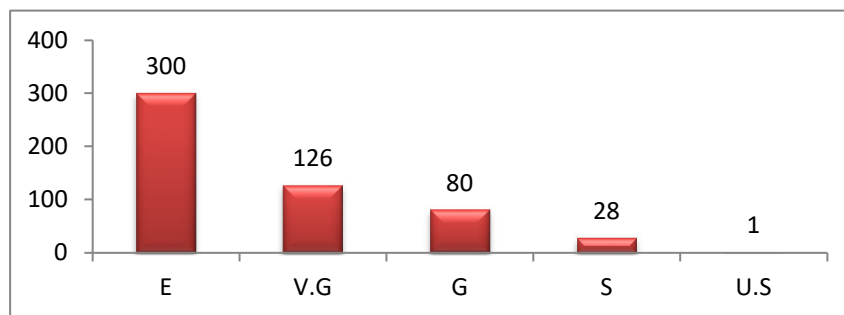
5 : Interaction with teachers outside of class



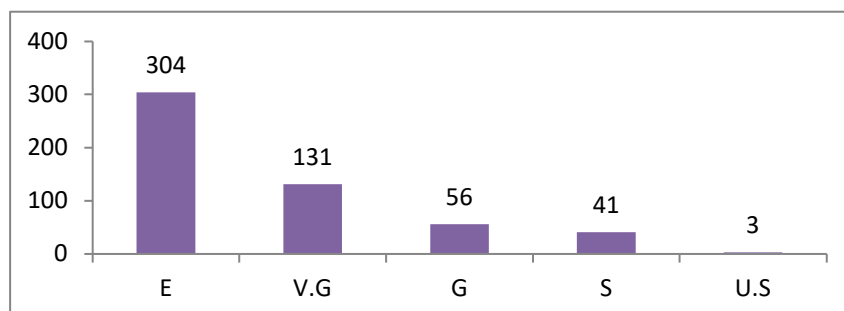
6 : Guidance and counseling by teachers



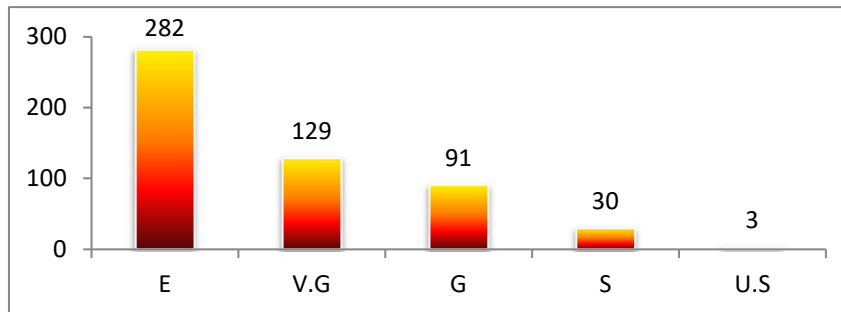
7 : Central Library



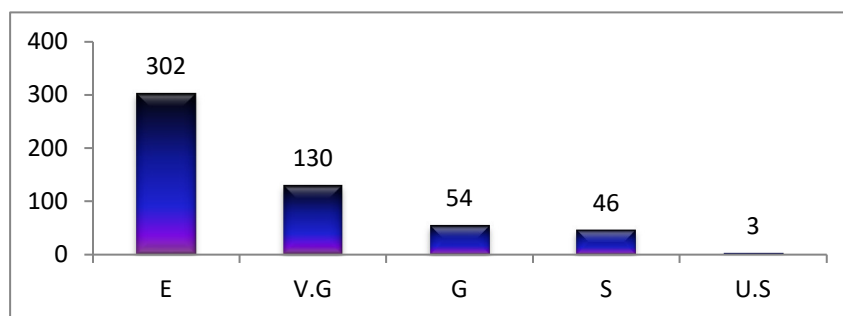
8 : Departmental/ Seminar Library



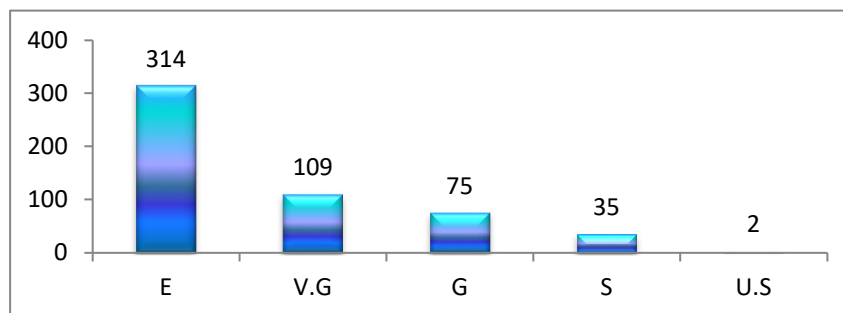
9 : The cleanliness and ambience in campus



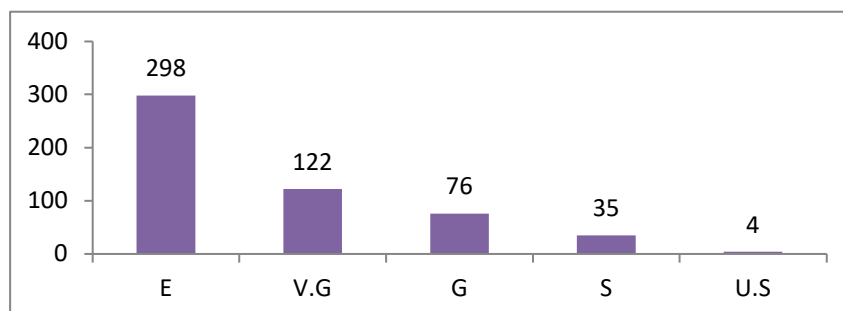
10 : Security Arrangement



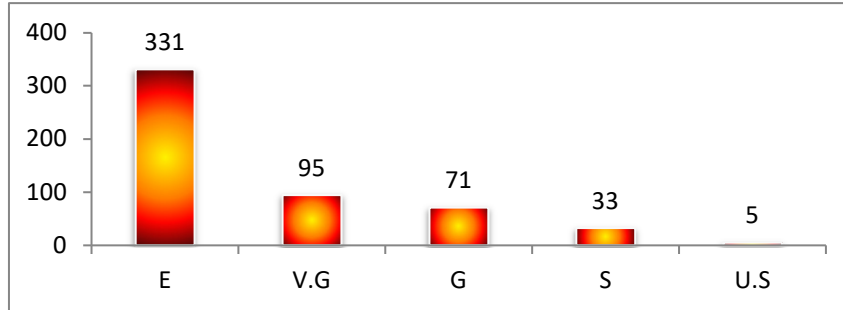
11 : Library Facilities



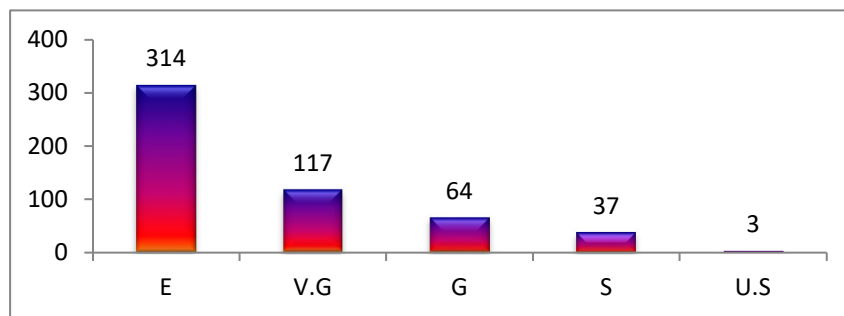
12 : Canteen Facility



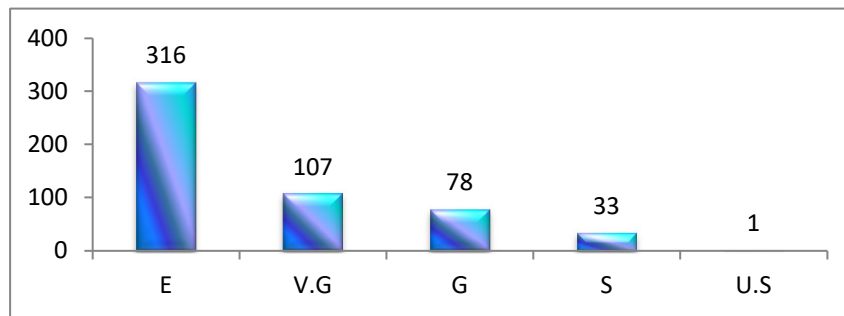
13 : Campus Facility



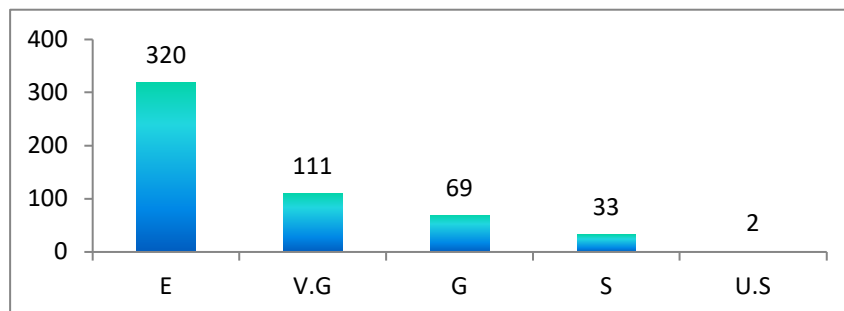
14 : Sports Facility



15 : Medical Facility



16 : Overall impression on the college.





**HINDOL COLLEGE, KHAJURIAKATA  
DHENKANAL**

**ANALYSIS OF TEACHER'S FEEDBACK (CONSOLIDATED)**

Sl. No.	Activities/ Processes / Facilities
1	Syllabus is suitable to the course
2	Syllabus is need based
3	Course content is followed by corresponding reference materials
4	The University provides funding and support to faculty members for upgrading their skills and qualifications
5	Provision for professional development
6	The environment in the department is conducive to teaching and research
7	I have freedom to adopt new techniques strategies of testing and assessment of students
8	Tests and examinations are conducted well in time with proper coverage of all the syllabus
9	The course/ syllabus has made me interested in subject area
10	I have freedom to adopt new techniques strategies of teaching such as seminar, presentations, group discussions, and learner's participation
11	Overall Ratings

Sl. No.	Year	1				2				3				4			
		A+	A	B	C	A+	A	B	C	A+	A	B	C	A+	A	B	C
1	2014-15	12	10	3	1	11	11	3	1	9	11	4	2	10	9	6	1
2	2015-16	9	14	3	0	9	10	5	2	8	10	6	2	10	10	5	1
3	2016-17	8	14	4	0	12	10	4	0	9	9	7	1	11	11	3	1
4	2017-18	10	11	4	1	11	9	6	0	11	10	6	0	13	10	3	0
5	2018-19	11	13	2	0	10	9	6	1	11	12	3	0	11	10	5	0
6	2019-20	12	12	2	0	12	9	5	0	12	11	3	0	12	11	3	0
7	2020-21	14	10	2	0	13	10	3	0	11	11	4	0	11	9	6	0

Sl. No.	Year	5				6				7				8			
		A+	A	B	C	A+	A	B	C	A+	A	B	C	A+	A	B	C
1	2014-15	11	11	3	1	10	11	5	0	12	10	4	0	11	11	3	1
2	2015-16	8	14	4	0	12	9	5	0	13	11	2	0	10	11	4	1
3	2016-17	10	9	6	1	11	9	6	0	13	10	3	0	10	12	4	0
4	2017-18	11	9	6	0	10	9	7	0	13	9	4	0	10	11	5	0
5	2018-19	12	9	5	0	12	11	3	0	12	10	4	0	10	9	5	1
6	2019-20	13	11	2	0	12	9	5	0	11	10	5	0	12	11	3	0
7	2020-21	9	12	5	0	11	10	5	0	11	9	6	0	12	10	4	0

Sl. No.	Year	9				10				11			
		A+	A	B	C	A+	A	B	C	A+	A	B	C
1	2014-15	8	13	4	1	12	10	4	0	11	12	3	0
2	2015-16	9	13	4	0	13	10	3	0	11	10	4	1
3	2016-17	11	11	4	0	11	13	2	0	10	10	5	1
4	2017-18	13	9	4	0	12	13	1	0	10	11	5	0
5	2018-19	11	10	5	0	12	12	2	0	12	11	3	0
6	2019-20	10	13	3	0	13	11	2	0	11	11	4	0
7	2020-21	10	11	5	0	12	11	3	0	11	8	7	0

NOTE A+ : Very Good A : Good B : Satisfactory C : Unsatisfactory

J.N.Pa.  
 Coordinator  
 IQAC  
 Hindol College, Khajuriakata

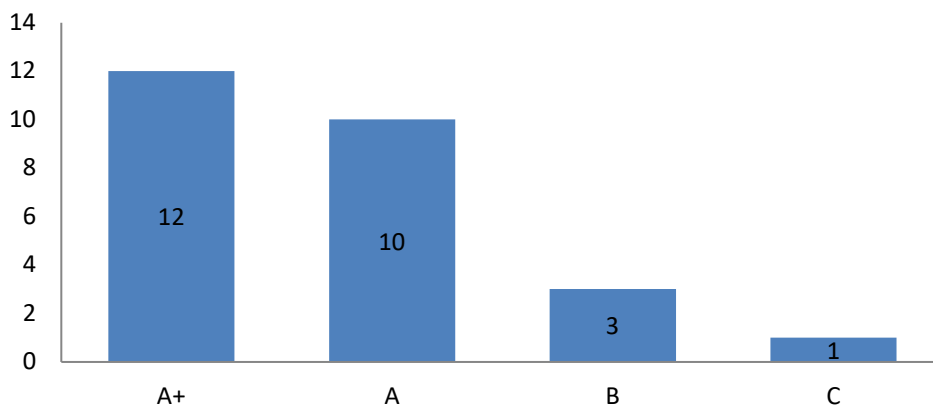
HINDOL COLLEGE  
 KHAJURIAKATA

## SESSION WISE ANALYSIS

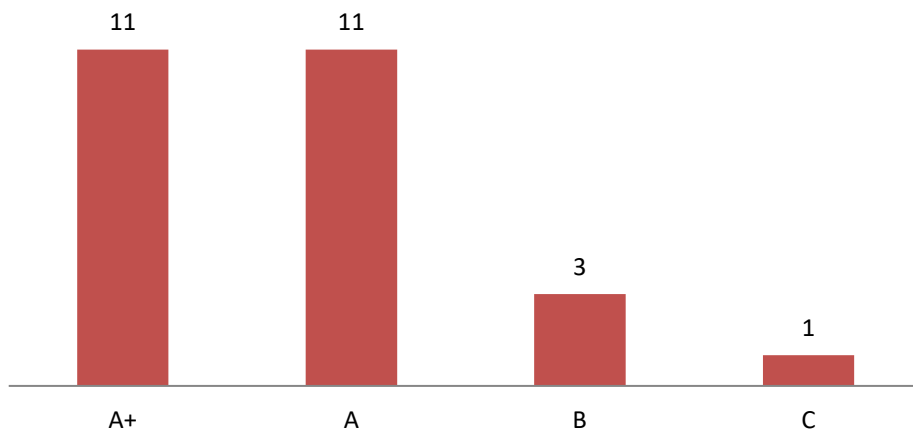
**2014-15**

Grade	Activities/ Processes/ Facilities										
	1	2	3	4	5	6	7	8	9	10	11
A+ (Very Good)	12	11	9	10	11	10	12	11	8	12	11
A (Good)	10	11	11	9	11	11	10	11	13	10	12
B (Satisfactory)	3	3	4	6	3	5	4	3	4	4	3
C (Satisfactory)	1	1	2	1	1	0	0	1	1	0	0
TOTAL	26	26	26	26	26	26	26	26	26	26	26

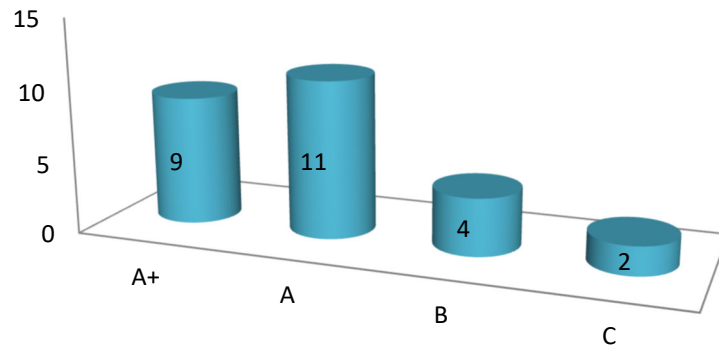
1. Syllabus is suitable to the course



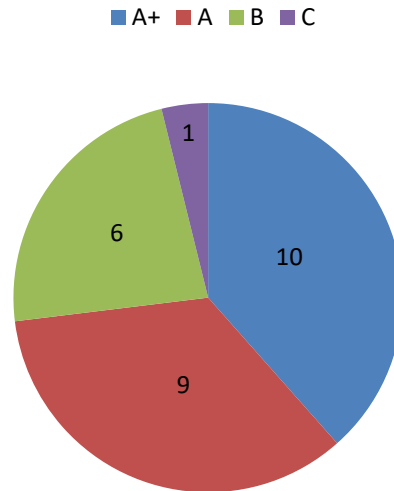
2. Syllabus is need based



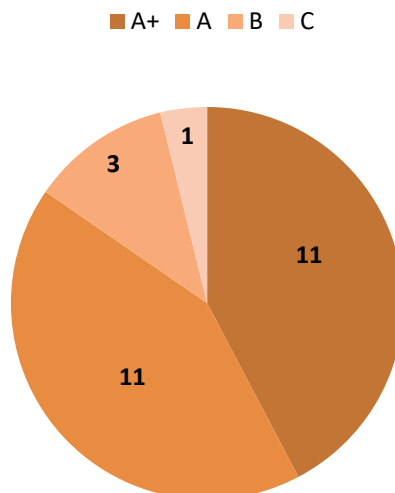
3. Course content is followed by corresponding reference materials.



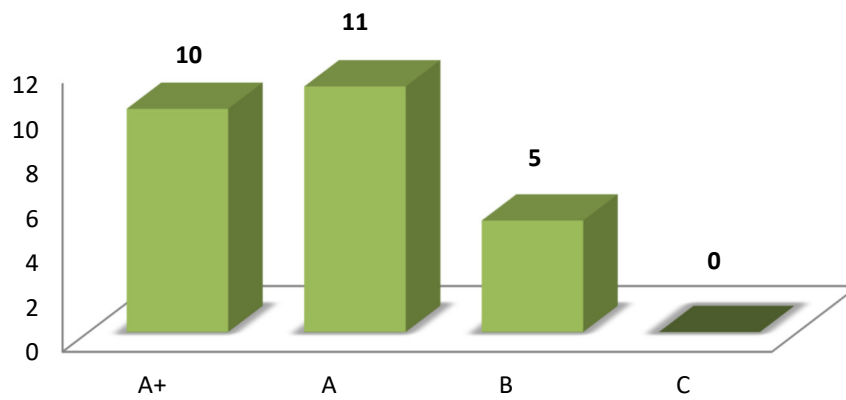
4. The University provides funding and support to faculty members for upgrading their skills



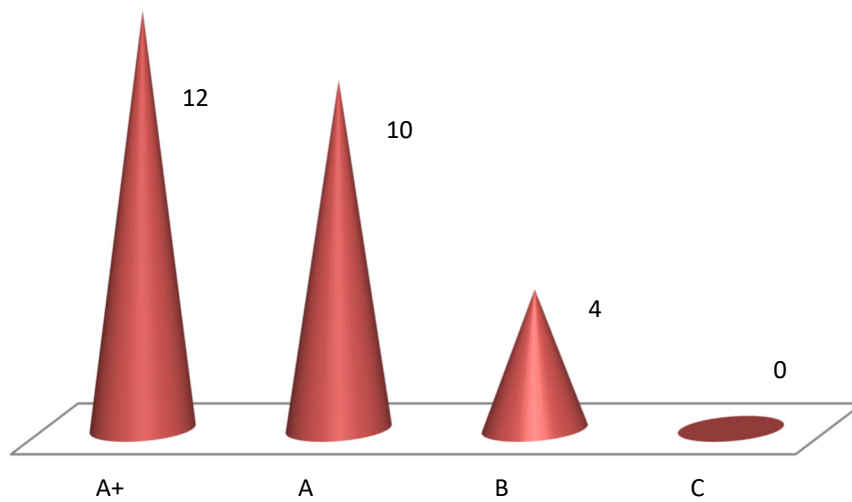
5. Provision for professional development



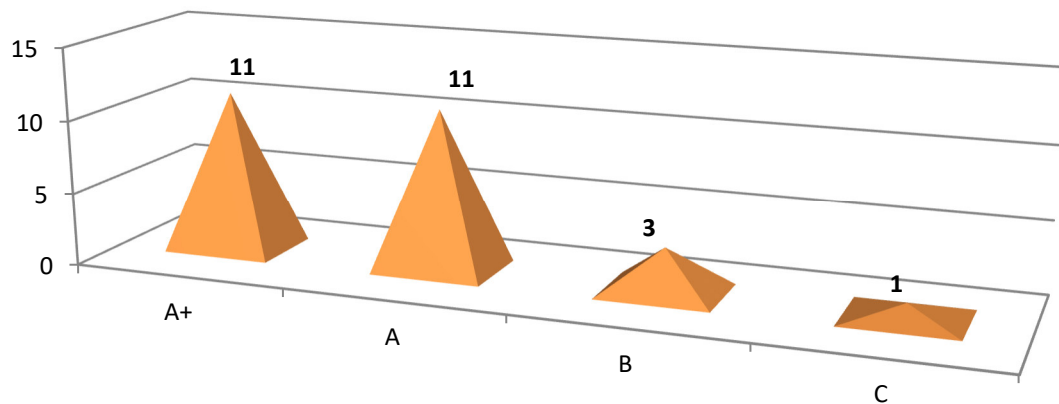
6. The environment in the department is conducive to teaching and research



7. I have freedom to adopt new techniques strategies of testing and assessment of students

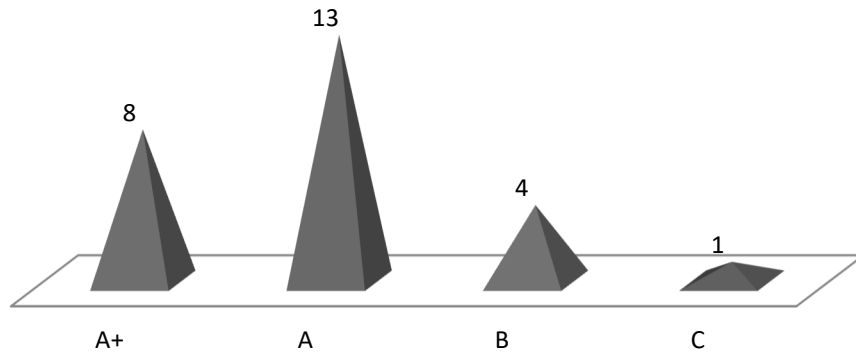


8. Tests and Examinations are conducted well in time with proper coverage of all the syllabus

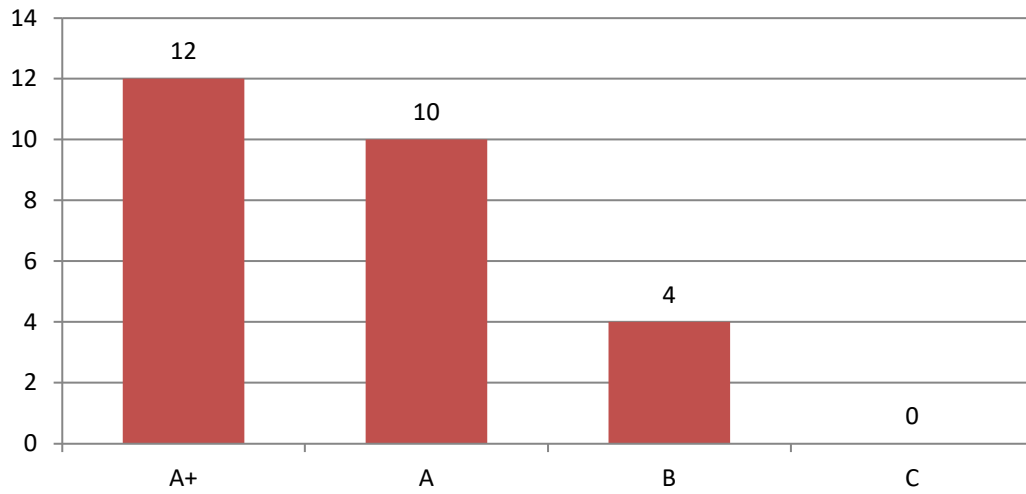




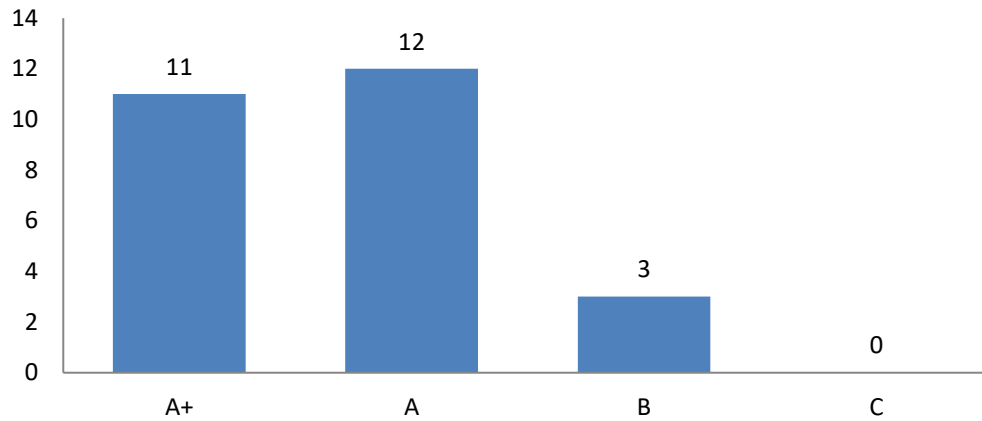
9. The course/ syllabus has made me interested in subject area



10. I have freedom to adopt new techniques strategies of teaching such as seminar, presentations, group discussions, and learner's participation.



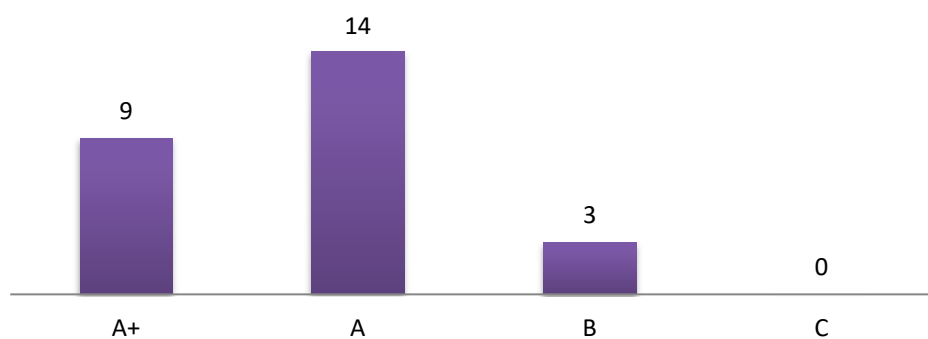
11. Overall ratings



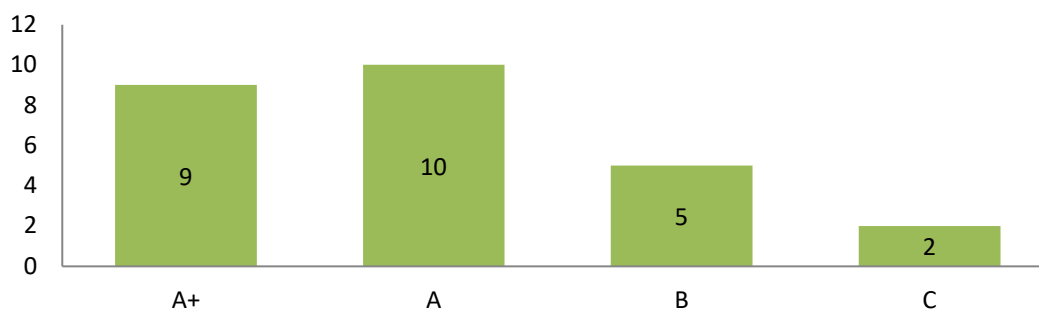
# 2015-16

Grade	Activities/ Processes/ Facilities										
	1	2	3	4	5	6	7	8	9	10	11
A+ (Very Good)	9	9	8	10	8	12	13	10	9	13	11
A (Good)	14	10	10	10	14	9	11	11	13	10	10
B (Satisfactory)	3	5	6	5	4	5	2	4	4	3	4
C (Satisfactory)	0	2	2	1	0	0	0	1	0	0	1
TOTAL	26	26	26	26	26	26	26	26	26	26	26

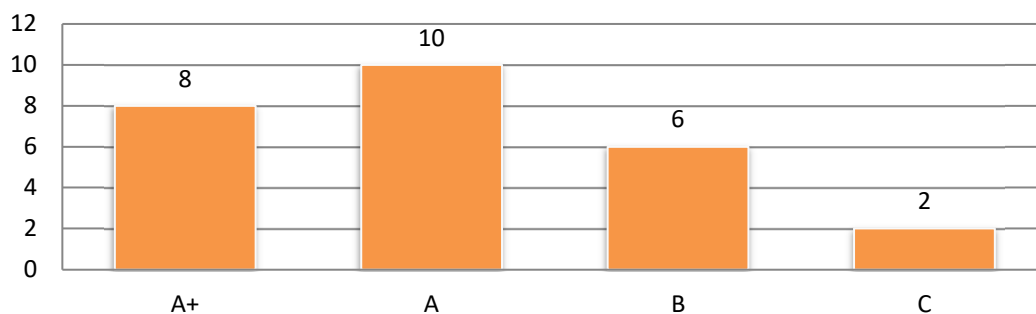
1. Syllabus is suitable to the course



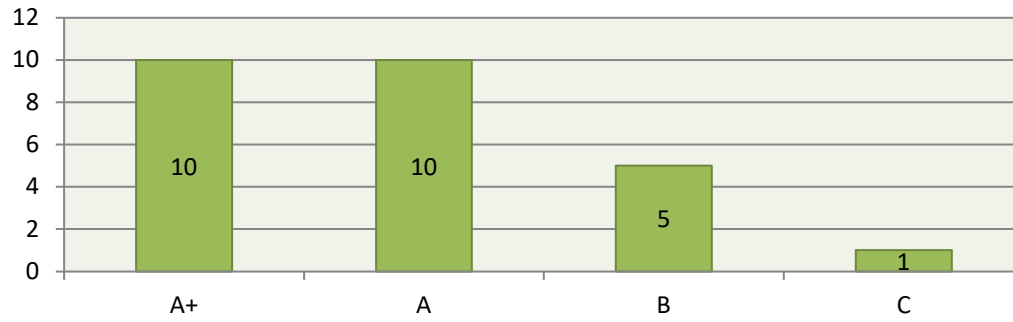
2. Syllabus is need based



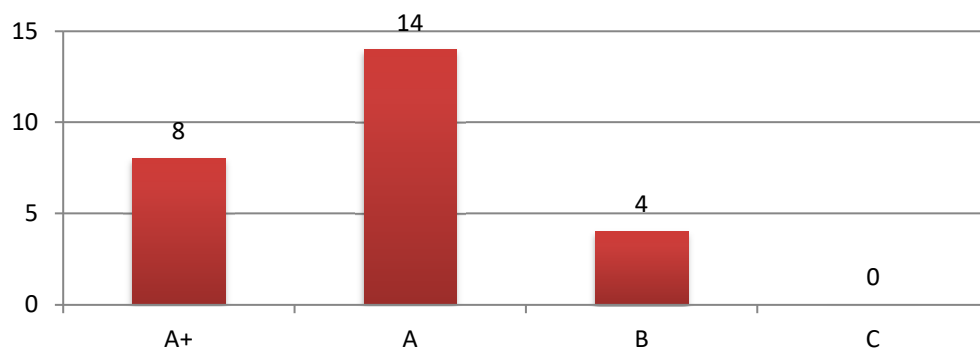
3. Course content is followed by corresponding reference materials.



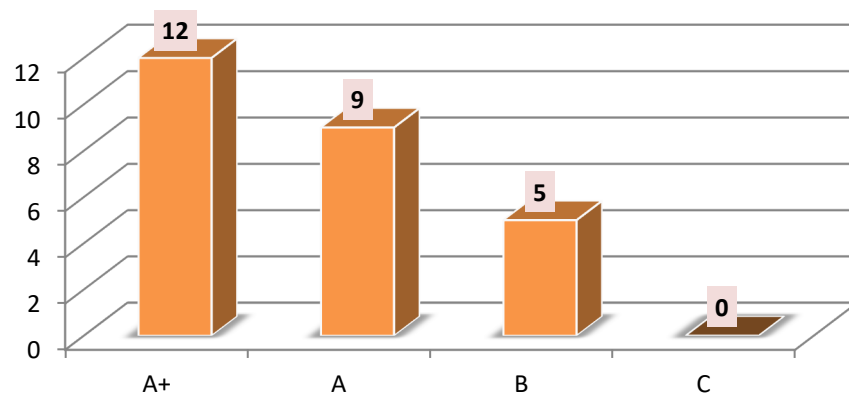
4. The University provides funding and support to faculty members for upgrading their skills



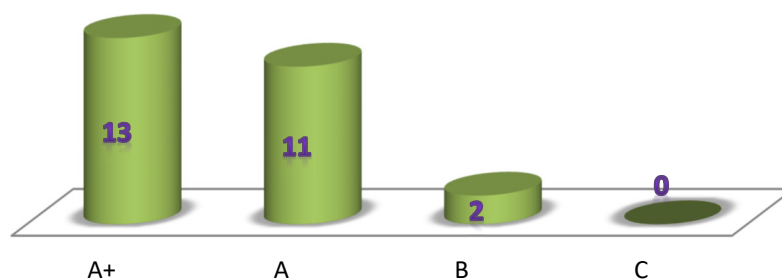
5. Provision for professional development



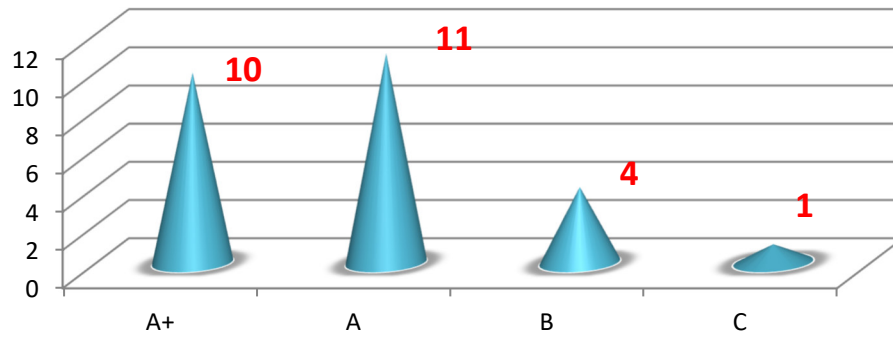
6. The environment in the department is conducive to teaching and research



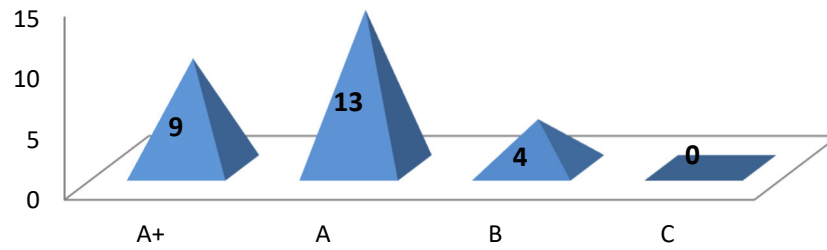
7. I have freedom to adopt new techniques strategies of testing and assessment of students



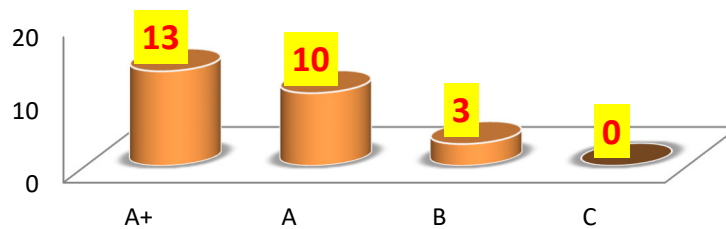
8. Tests and Examinations are conducted well in time with proper coverage of all the syllabus



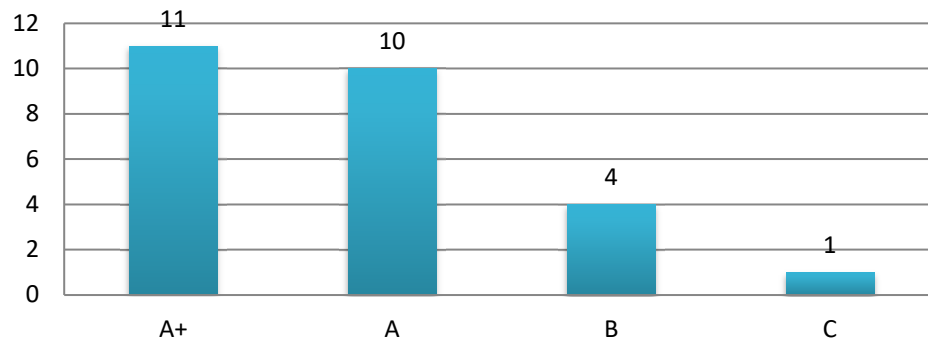
9. The course/ syllabus has made me interested in subject area



10. I have freedom to adopt new techniques strategies of teaching such as seminar, presentations, group discussions, and learner's participation.



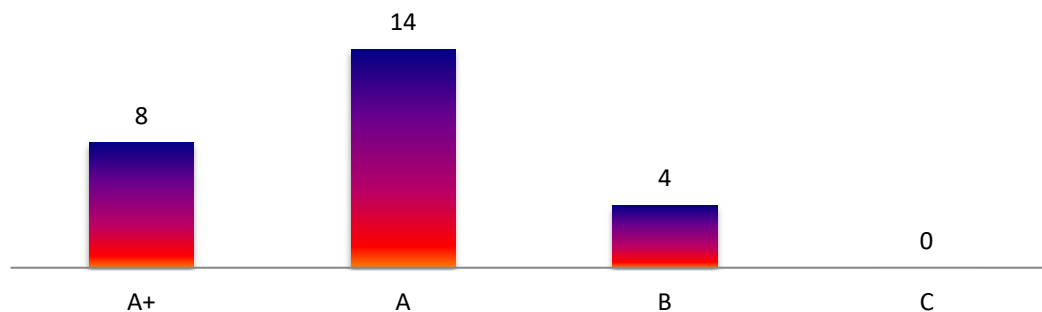
11. Overall ratings



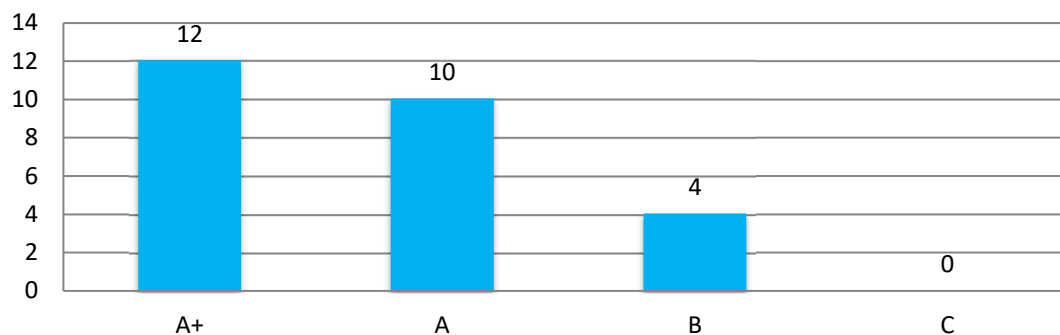
## 2016-17

Grade	Activities/ Processes/ Facilities										
	1	2	3	4	5	6	7	8	9	10	11
A+ (Very Good)	8	12	9	11	10	11	13	10	11	11	10
A (Good)	14	10	9	11	9	9	10	12	11	13	10
B (Satisfactory)	4	4	7	3	6	6	3	4	4	1	5
C (Satisfactory)	0	0	1	1	1	0	0	0	0	0	1
TOTAL	26	26	26	26	26	26	26	26	26	26	26

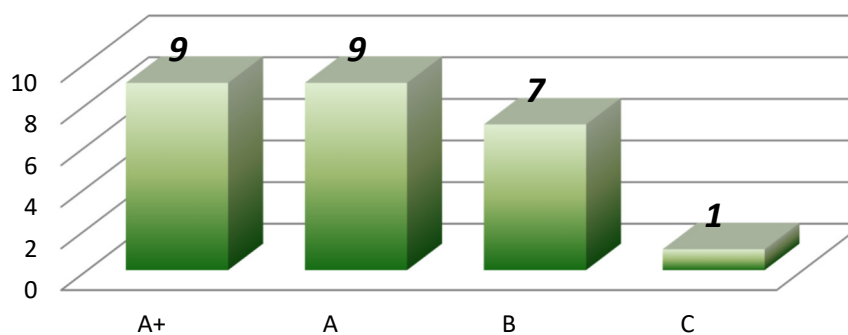
1. Syllabus is suitable to the course



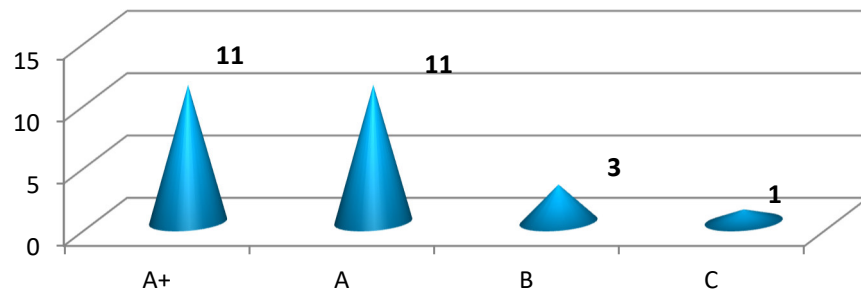
2. Syllabus is need based



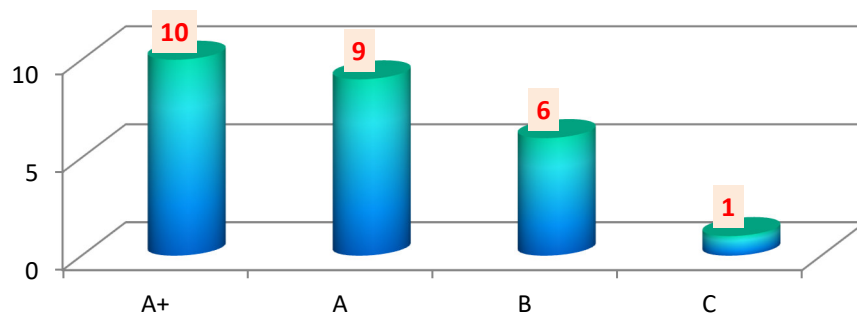
3. Course content is followed by corresponding reference materials.



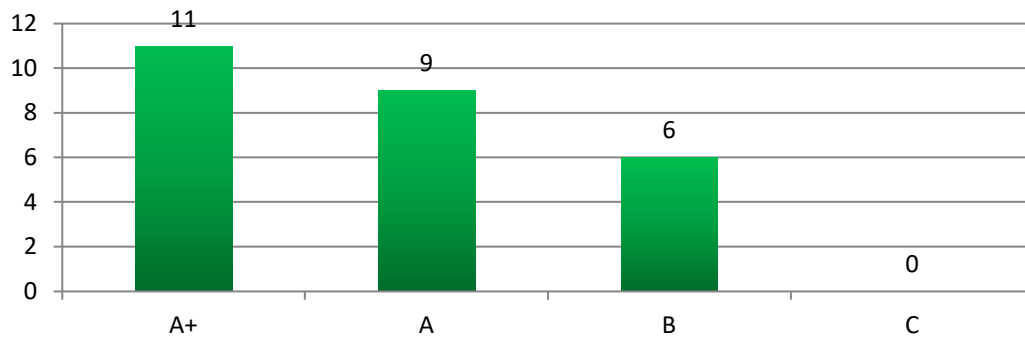
4. The University provides funding and support to faculty members for upgrading their skills



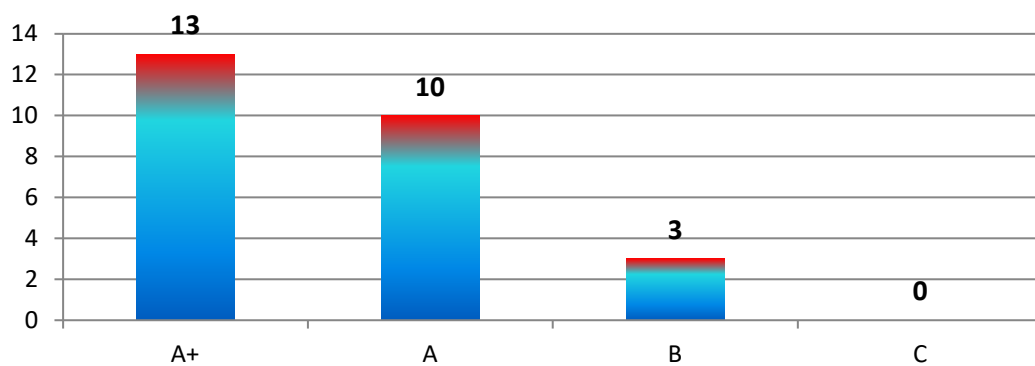
5. Provision for professional development



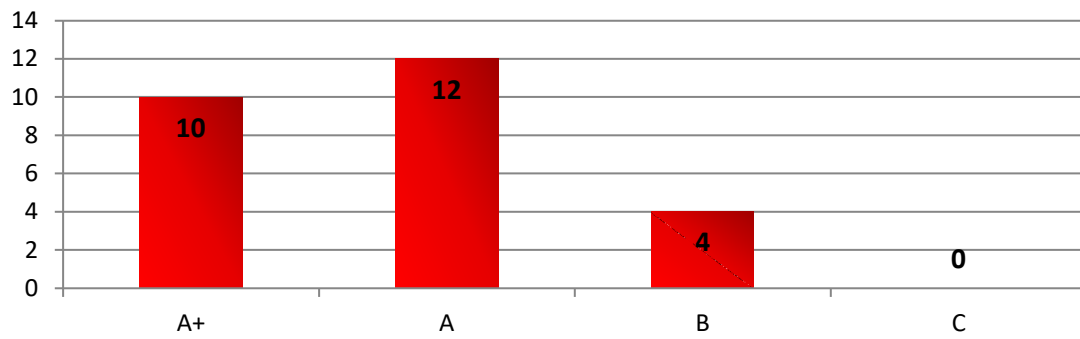
6. The environment in the department is conducive to teaching and research



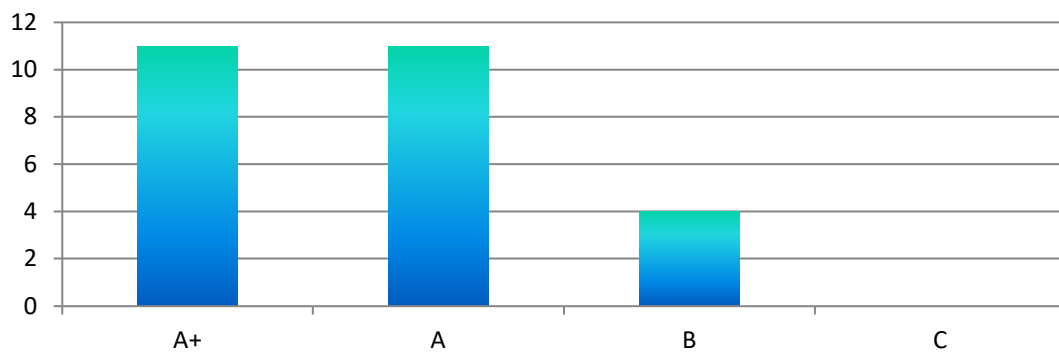
7. I have freedom to adopt new techniques strategies of testing and assessment of students



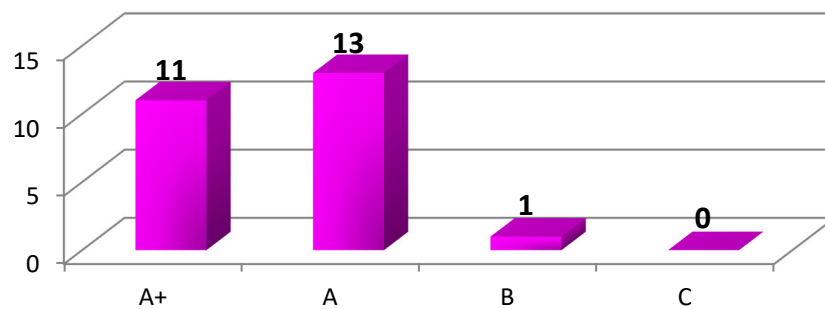
8. Tests and Examinations are conducted well in time with proper coverage of all the syllabus



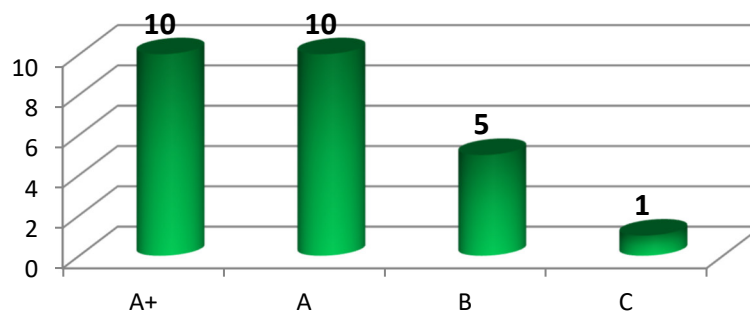
9. The course/ syllabus has made me interested in subject area



10. I have freedom to adopt new techniques strategies of teaching such as seminar, presentations, group discussions, and learner's participation.



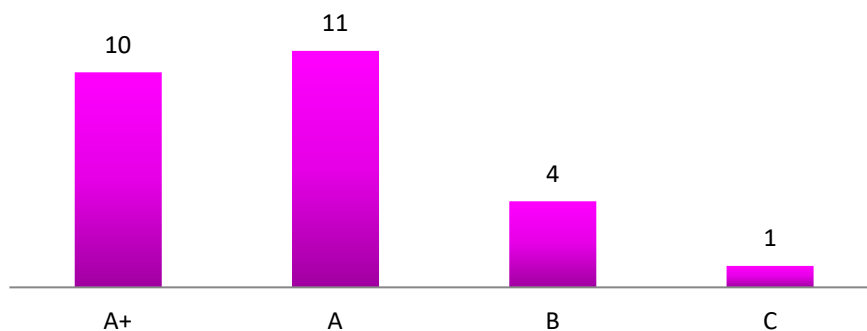
11. Overall ratings



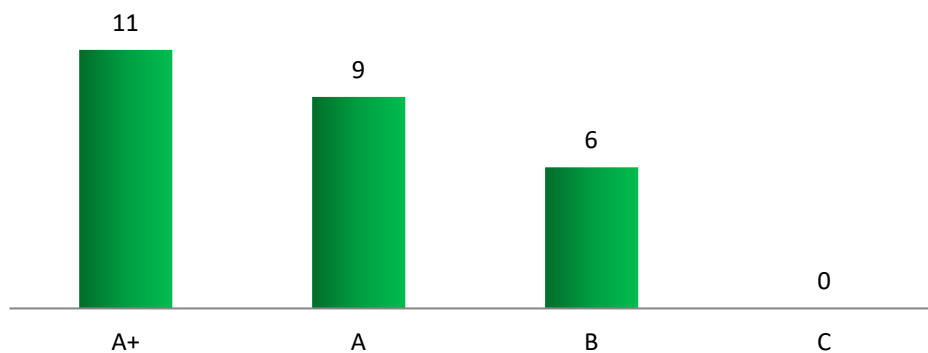
## 2017-18

Grade	Activities/ Processes/ Facilities										
	1	2	3	4	5	6	7	8	9	10	11
A+ (Very Good)	10	11	11	13	11	10	13	10	13	12	10
A (Good)	11	9	10	10	9	69	9	11	9	13	11
B (Satisfactory)	4	6	6	3	6	7	4	5	4	1	5
C (Satisfactory)	1	0	0	0	0	0	0	0	0	0	0
TOTAL	26	26	26	26	26	26	26	26	26	26	26

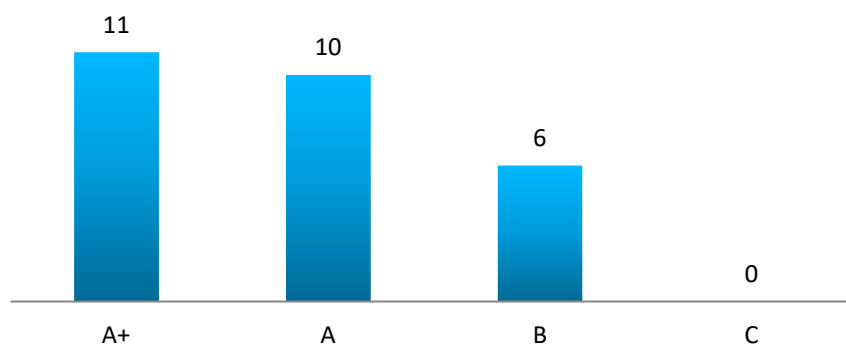
1. Syllabus is suitable to the course



2. Syllabus is need based

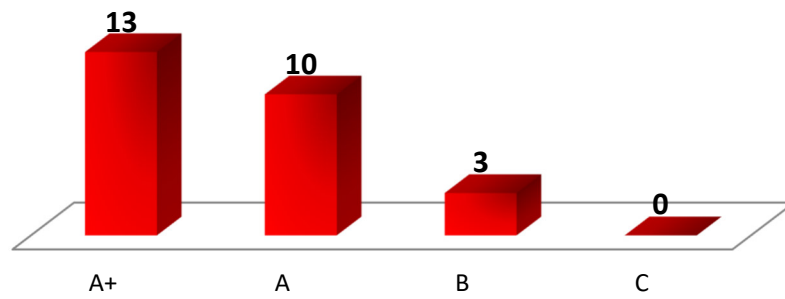


3. Course content is followed by corresponding reference materials.

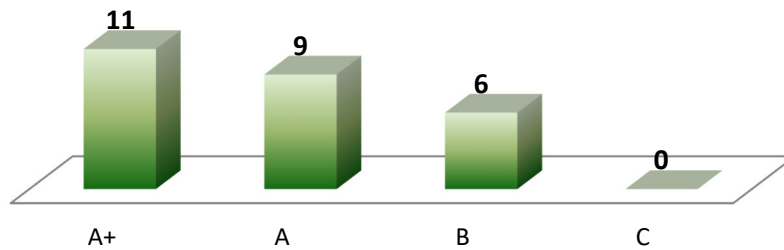




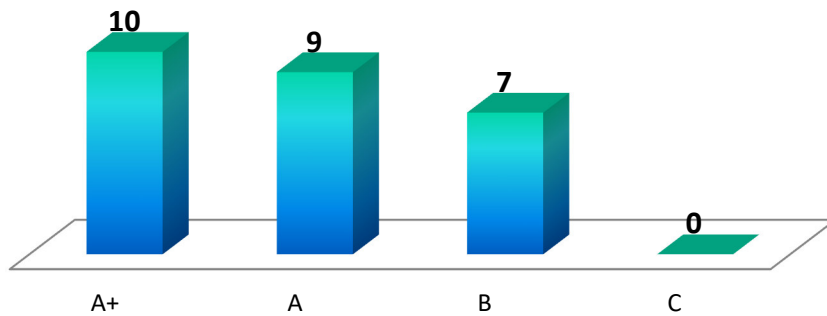
4. The University provides funding and support to faculty members for upgrading their skills



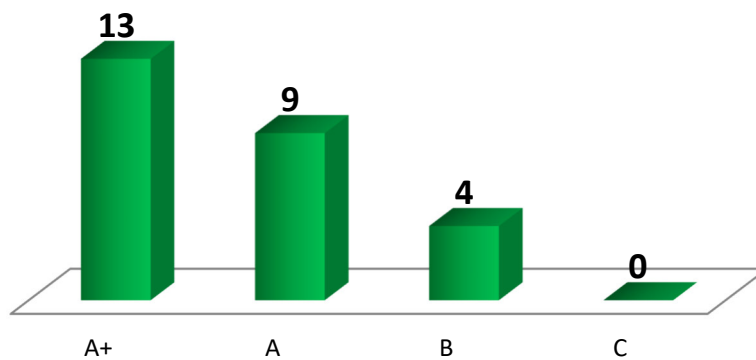
5. Provision for professional development



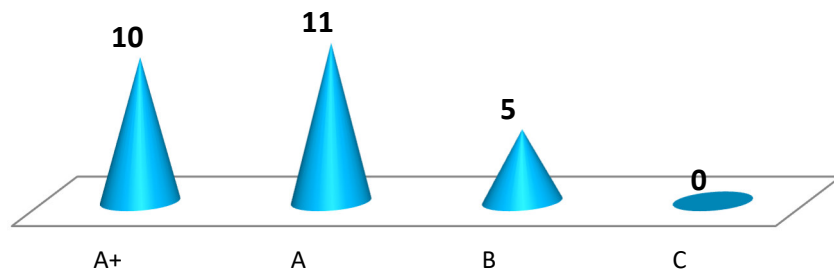
6. The environment in the department is conducive to teaching and research



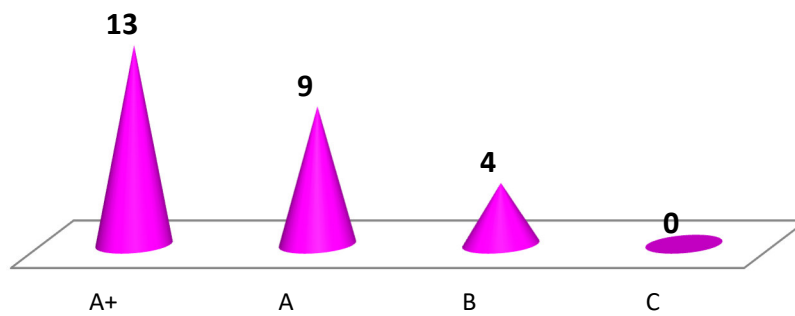
7. I have freedom to adopt new techniques strategies of testing and assessment of students



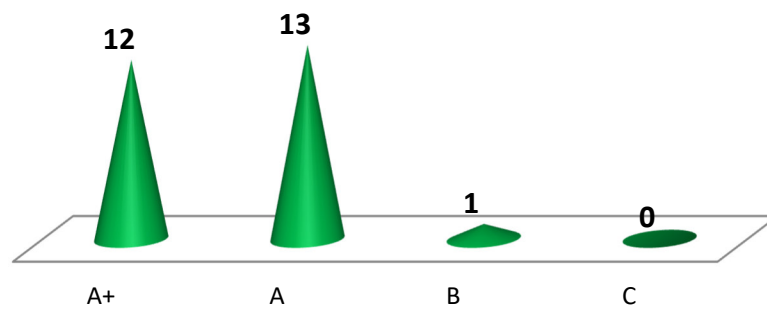
8. Tests and Examinations are conducted well in time with proper coverage of all the syllabus



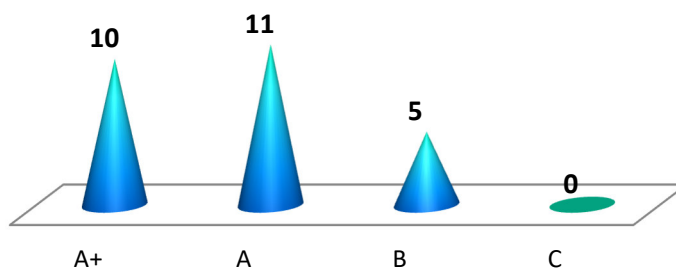
9. The course/ syllabus has made me interested in subject area



10. I have freedom to adopt new techniques strategies of teaching such as seminar, presentations, group discussions, and learner's participation.



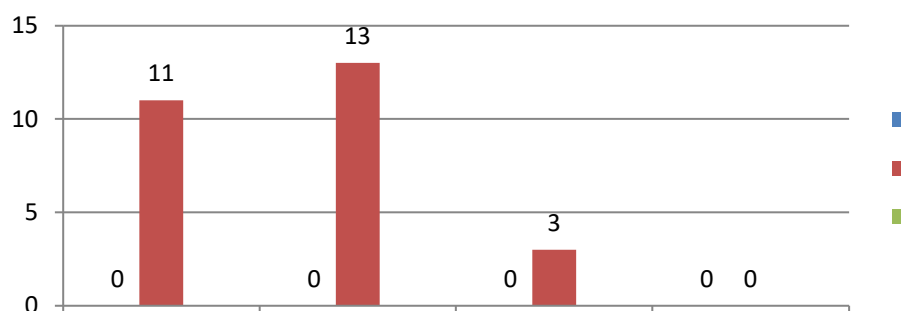
11. Overall ratings



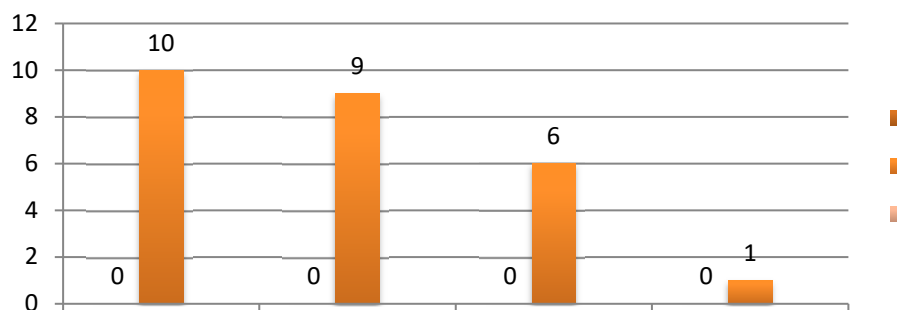
## 2018-19

Grade	Activities/ Processes/ Facilities										
	1	2	3	4	5	6	7	8	9	10	11
A+ (Very Good)	11	10	11	11	12	12	12	10	11	12	12
A (Good)	13	9	12	10	9	11	10	9	10	12	11
B (Satisfactory)	2	6	3	5	5	3	4	6	5	2	3
C (Satisfactory)	0	1	0	0	0	0	0	1	0	0	0
TOTAL	26	26	26	26	26	26	26	26	26	26	26

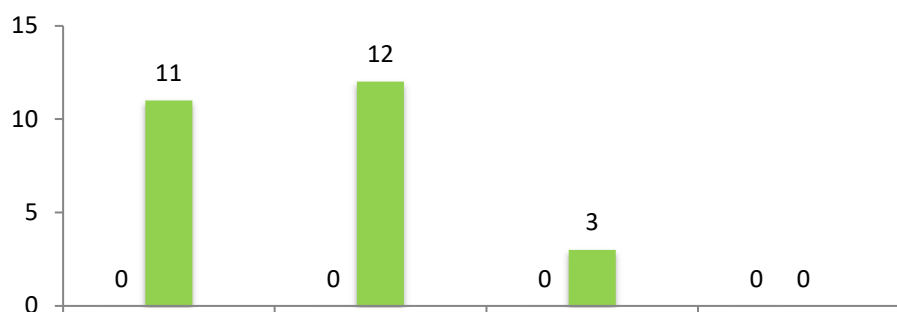
### 1. Syllabus is suitable to the course



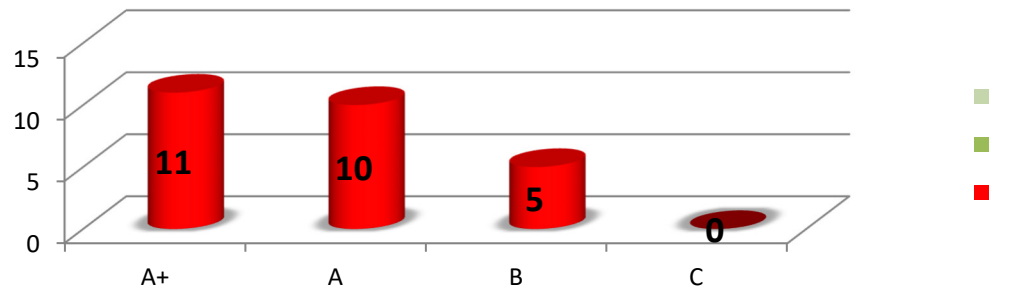
### 2. Syllabus is need based



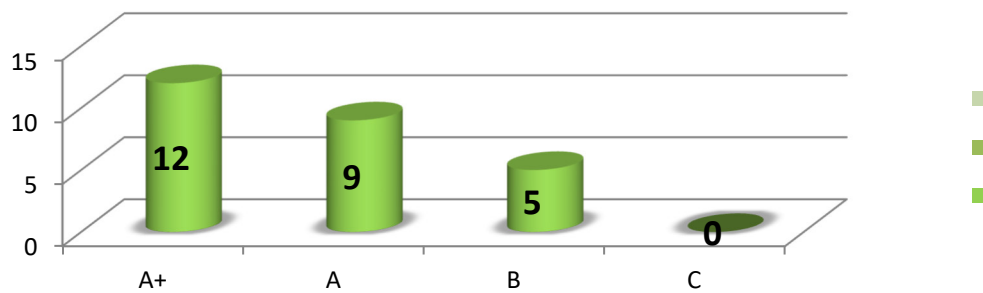
### 3. Course content is followed by corresponding reference materials.



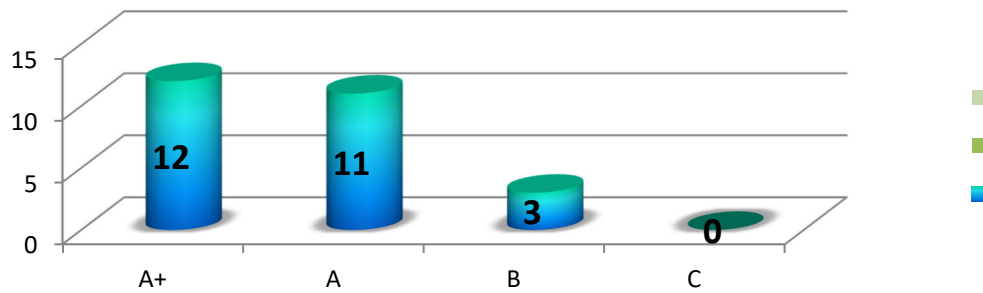
4. The University provides funding and support to faculty members for upgrading their skills



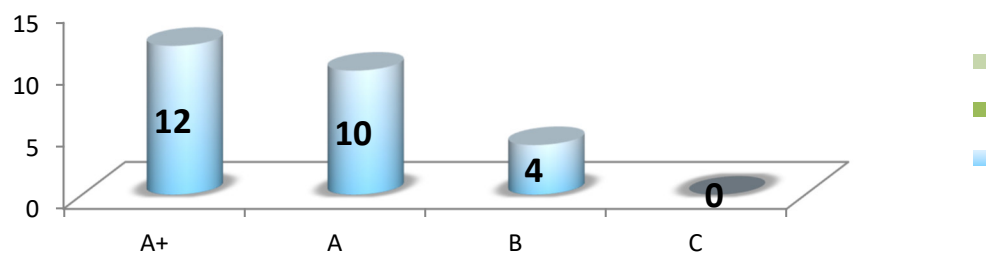
5. Provision for professional development



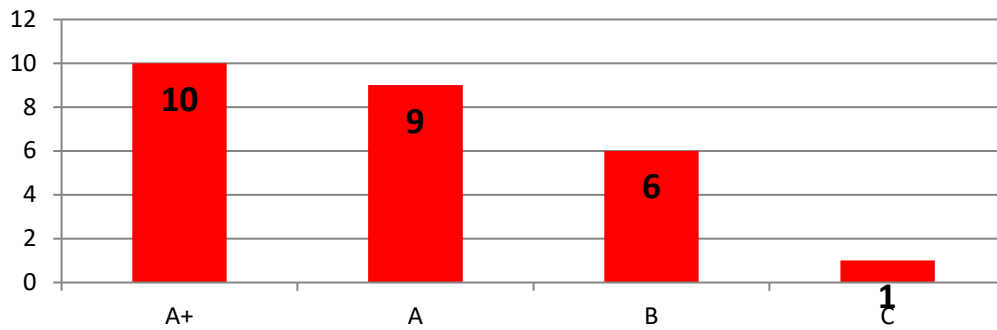
6. The environment in the department is conducive to teaching and research



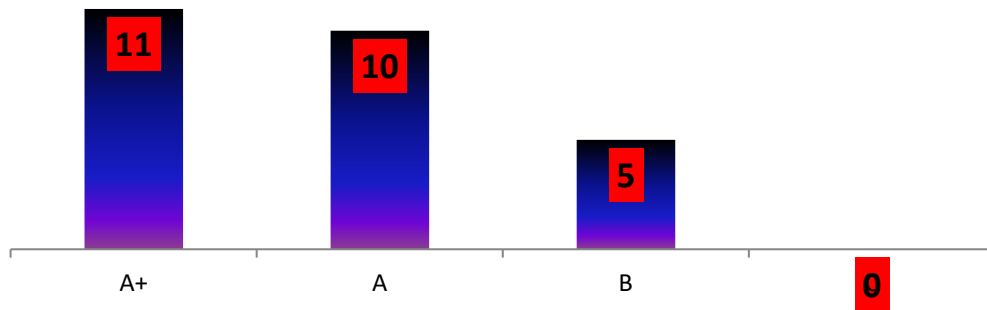
7. I have freedom to adopt new techniques strategies of testing and assessment of students



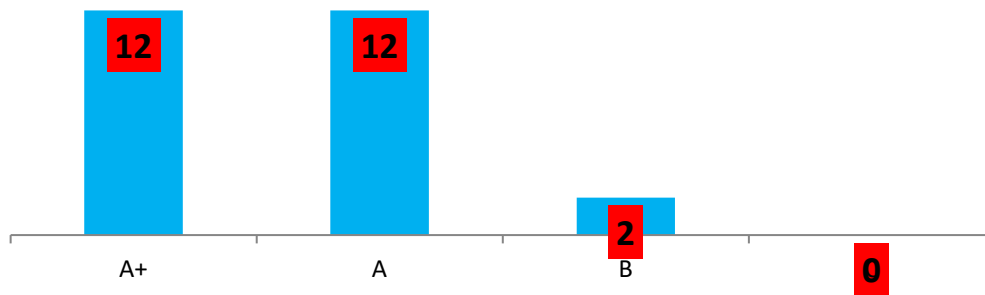
8. Tests and Examinations are conducted well in time with proper coverage of all the syllabus



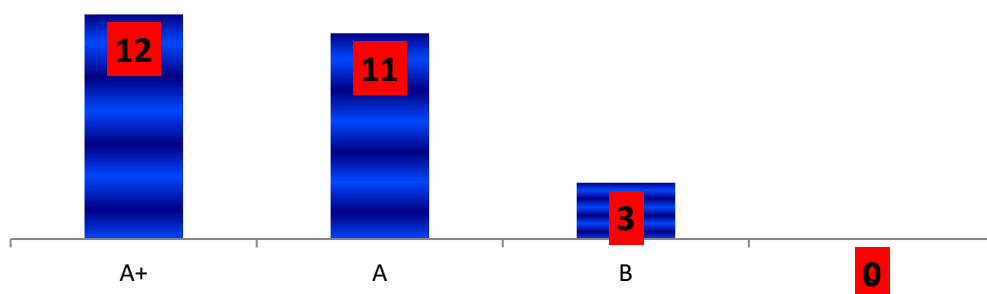
9. The course/ syllabus has made me interested in subject area



10. I have freedom to adopt new techniques strategies of teaching such as seminar, presentations, group discussions, and learner's participation.



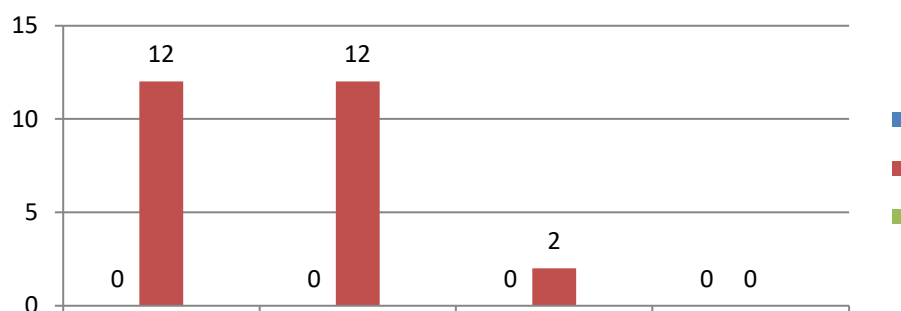
11. Overall ratings



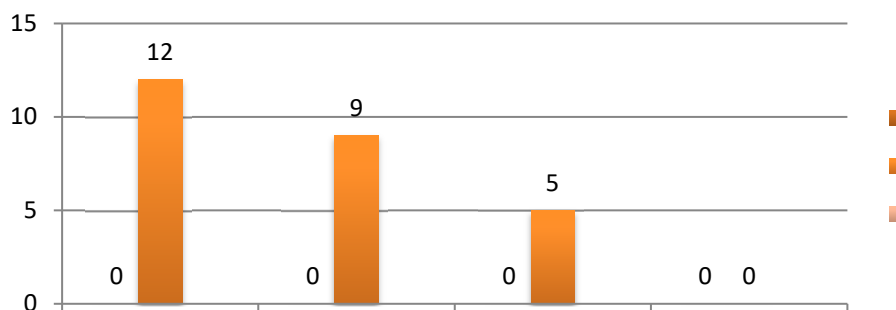
## 2019-20

Grade	Activities/ Processes/ Facilities										
	1	2	3	4	5	6	7	8	9	10	11
A+ (Very Good)	12	12	12	12	13	12	11	12	10	13	11
A (Good)	12	9	11	11	11	9	10	11	13	11	11
B (Satisfactory)	2	5	3	3	2	5	5	3	3	2	4
C (Satisfactory)	0	0	0	0	0	0	0	0	0	0	0
TOTAL	26	26	26	26	26	26	26	26	26	26	26

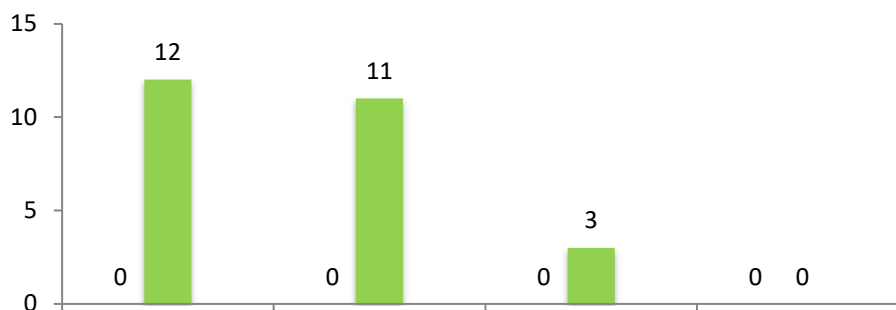
### 1. Syllabus is suitable to the course



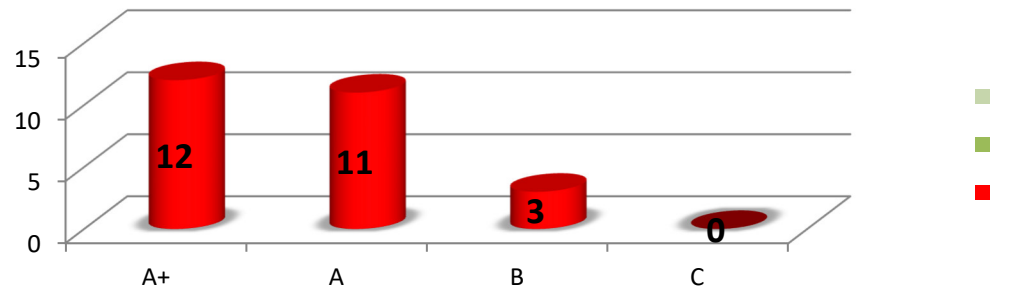
### 2. Syllabus is need based



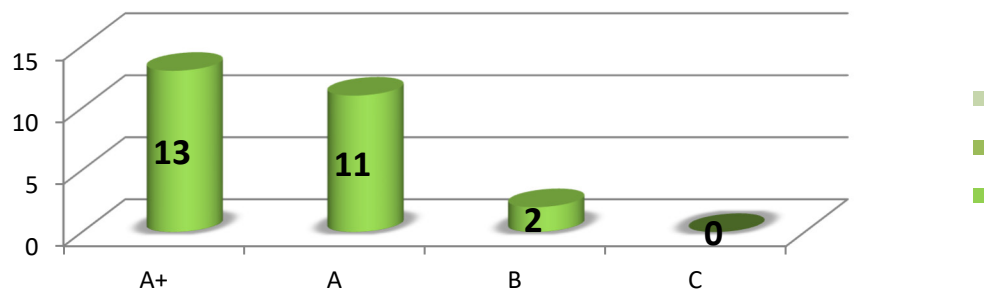
### 3. Course content is followed by corresponding reference materials.



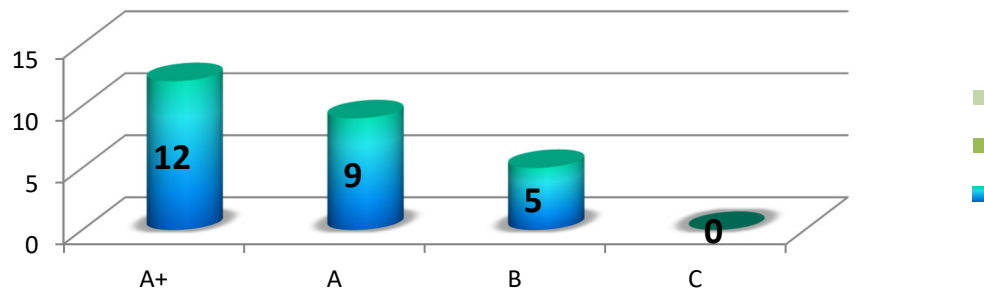
4. The University provides funding and support to faculty members for upgrading their skills




5. Provision for professional development



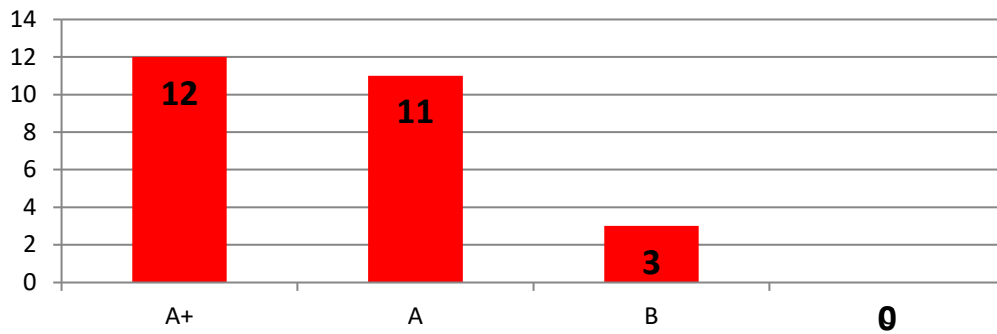
6. The environment in the department is conducive to teaching and research



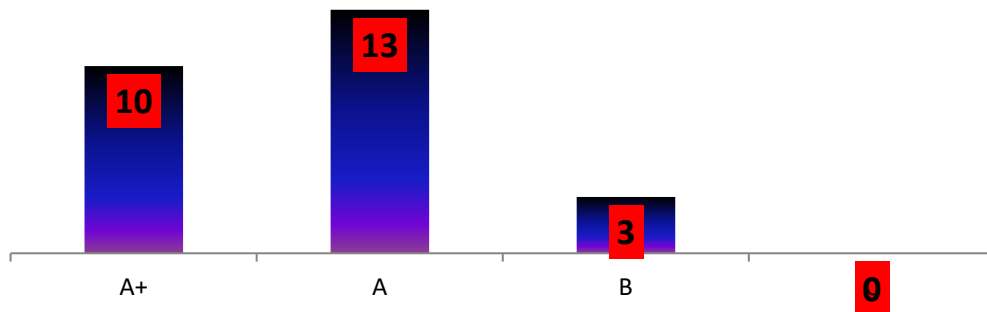
7. I have freedom to adopt new techniques strategies of testing and assessment of students



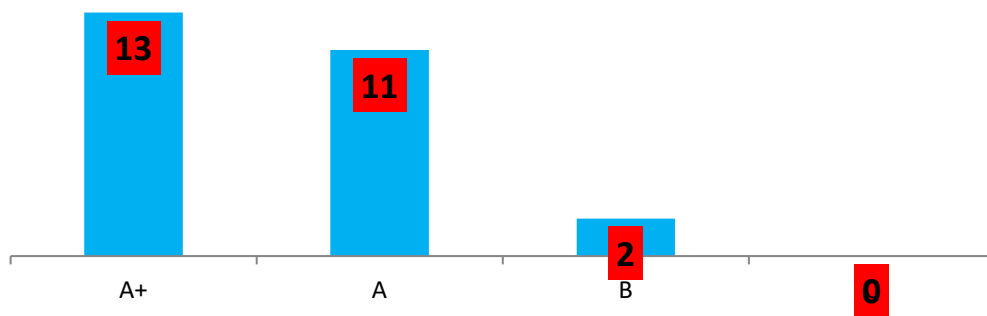
8. Tests and Examinations are conducted well in time with proper coverage of all the syllabus



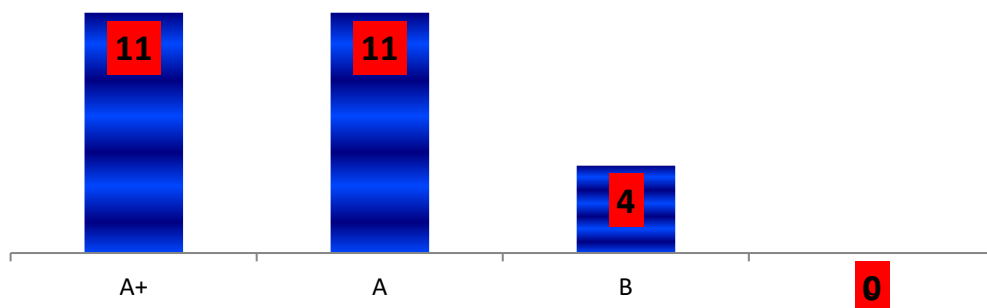
9. The course/ syllabus has made me interested in subject area



10. I have freedom to adopt new techniques strategies of teaching such as seminar, presentations, group discussions, and learner's participation.



11. Overall ratings

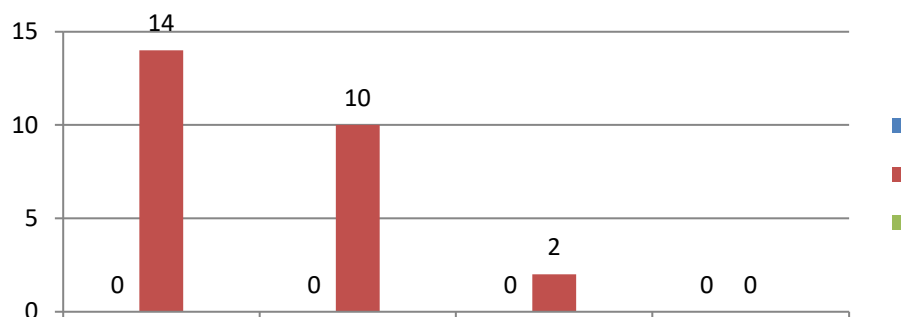




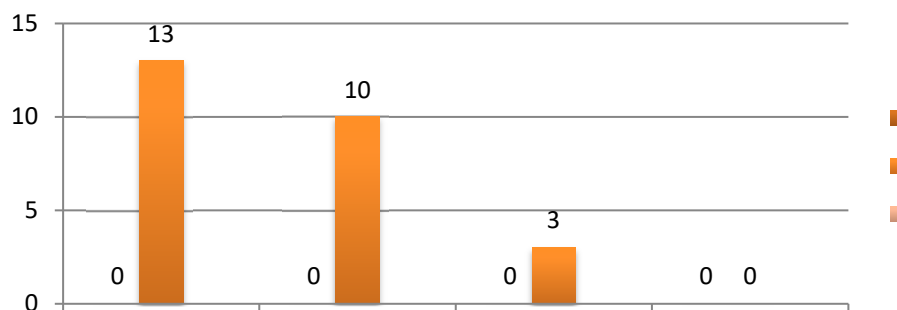
## 2020-21

Grade	Activities/ Processes/ Facilities										
	1	2	3	4	5	6	7	8	9	10	11
A+ (Very Good)	14	13	11	11	9	11	11	12	10	12	11
A (Good)	10	10	11	9	12	10	9	10	11	11	8
B (Satisfactory)	2	3	4	6	5	5	6	4	5	3	7
C (Satisfactory)	0	0	0	0	0	0	0	0	0	0	0
TOTAL	26	26	26	26	26	26	26	26	26	26	26

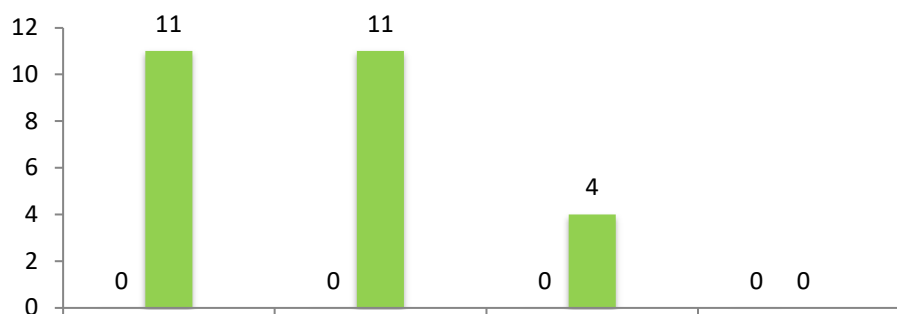
### 1. Syllabus is suitable to the course



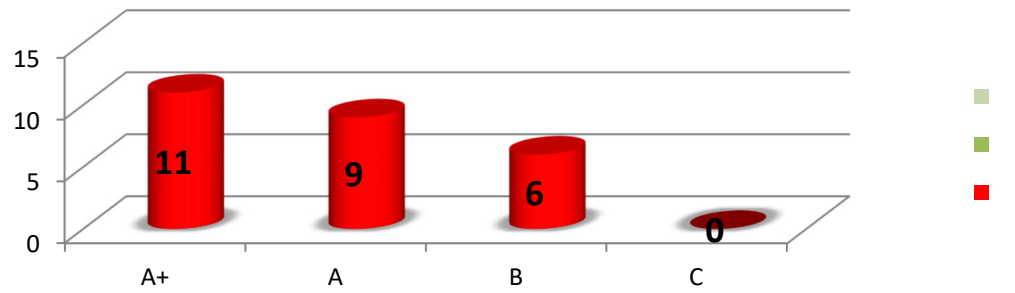
### 2. Syllabus is need based



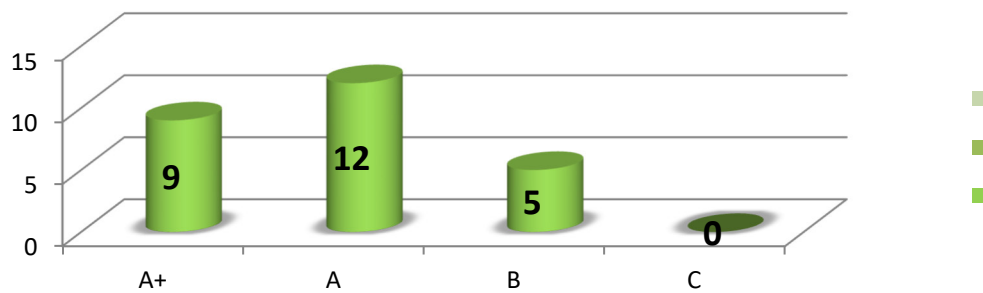
### 3. Course content is followed by corresponding reference materials.



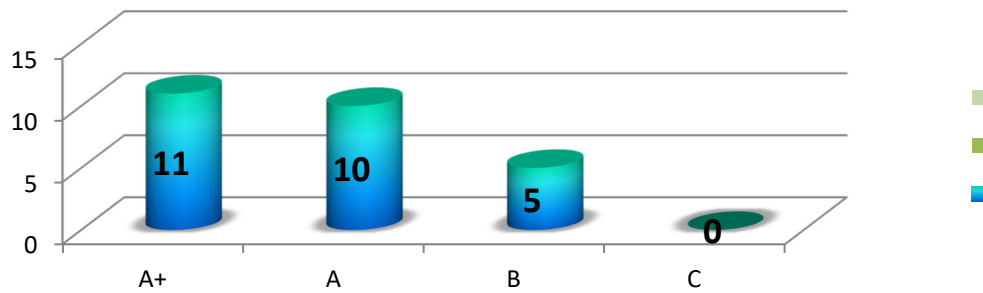
4. The University provides funding and support to faculty members for upgrading their skills



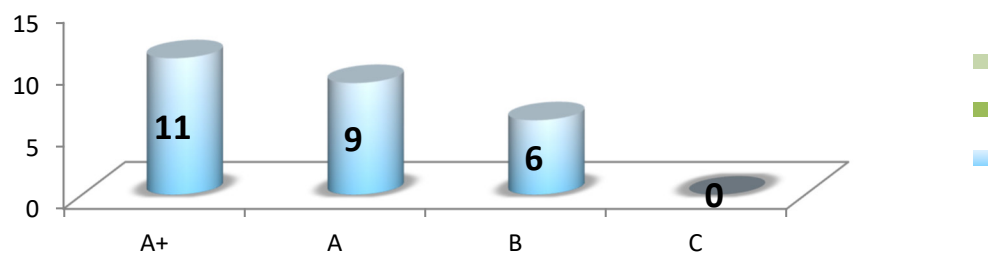
5. Provision for professional development



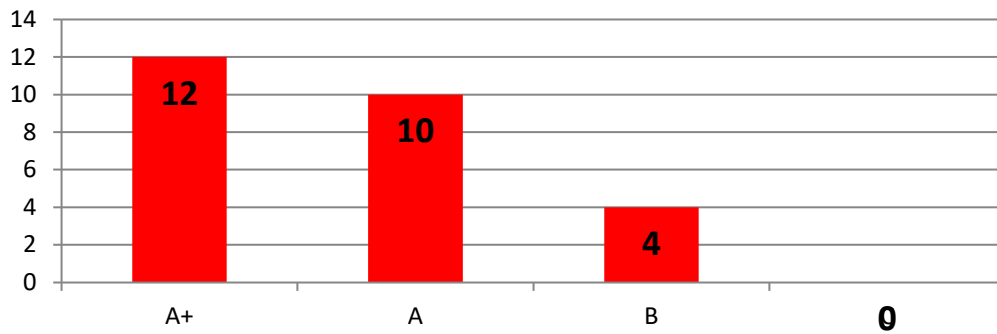
6. The environment in the department is conducive to teaching and research



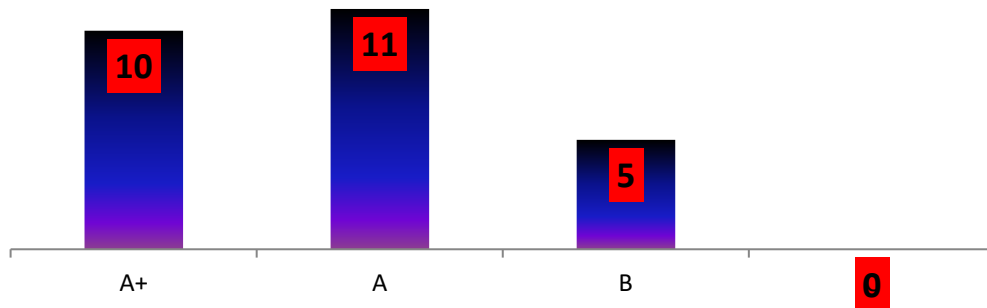
7. I have freedom to adopt new techniques strategies of testing and assessment of students



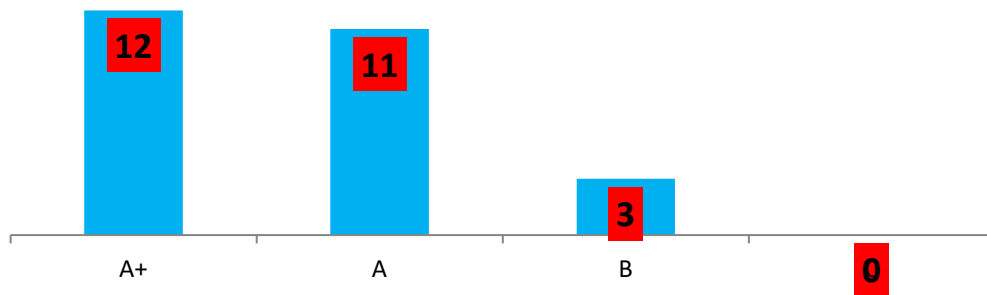
8. Tests and Examinations are conducted well in time with proper coverage of all the syllabus



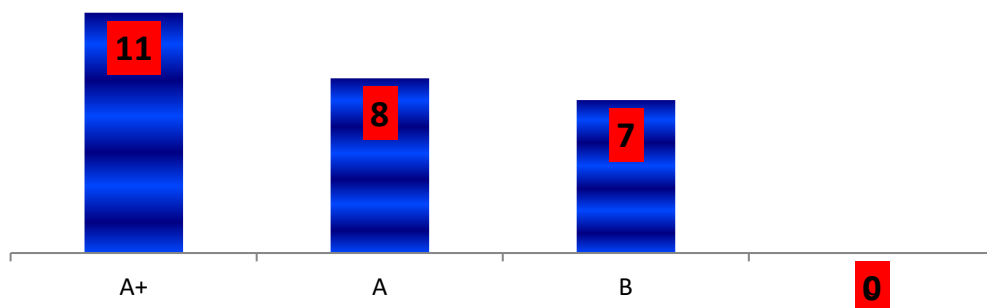
9. The course/ syllabus has made me interested in subject area



10. I have freedom to adopt new techniques strategies of teaching such as seminar, presentations, group discussions, and learner's participation.




11. Overall ratings





**HINDOL COLLEGE, KHAJURIAKATA  
DHENKANAL**

**ANALYSIS OF ALUMNI'S FEEDBACK (CONSOLIDATED)**



Sl. No.	Activities/ Processes / Facilities
1	Learning value (In terms of skills, concept, knowledge, analytical abilities or broadening perspectives)
2	Applicability/ relevance to real life situation
3	The internal evaluation system as it exist is
4	Depth of course content
5	Extent of coverage of course
6	The syllabus was
7	Relevance / Learning value project report
8	Overall Ratings

Sl. No.	Year	1				2				3				4			
		A+	A	B	C	A+	A	B	C	A+	A	B	C	A+	A	B	C
1	2014-15	21	16	8	0	21	17	7	0	21	15	9	0	18	12	11	4
2	2015-16	27	18	7	0	24	17	11	0	25	19	8	0	21	19	11	1
3	2016-17	18	16	12	1	22	18	7	0	20	14	13	0	22	16	9	0
4	2017-18	21	23	11	0	23	19	13	0	20	22	13	0	22	19	11	3
5	2018-19	26	23	16	0	32	19	14	0	29	23	13	0	27	25	13	0
6	2019-20	29	19	14	0	31	21	10	0	29	22	11	0	27	23	12	0
7	2020-21	31	24	14	1	33	22	15	0	32	21	17	0	29	22	19	0

Sl. No.	Year	5				6				7				8			
		A+	A	B	C	A+	A	B	C	A+	A	B	C	A+	A	B	C
1	2014-15	19	14	9	3	15	17	11	2	17	16	10	2	22	12	8	3
2	2015-16	24	19	9	0	18	19	12	3	19	19	14	0	22	17	11	2
3	2016-17	18	16	13	0	19	18	7	3	18	18	11	0	17	18	11	1
4	2017-18	21	21	11	2	21	22	12	0	21	19	14	1	21	19	15	0
5	2018-19	33	24	8	0	31	24	10	0	29	24	12	0	32	20	13	0
6	2019-20	26	24	12	0	32	18	12	0	29	19	14	0	31	24	7	0
7	2020-21	32	21	17	0	32	26	11	1	29	27	14	0	31	28	11	0

NOTE A+ : Very Good      A : Good      B : Satisfactory      C : Unsatisfactory

Total feedback taken in 2014-15 : 45, 2015-16: 52, 2016-17 : 47, 2017-18 : 55, 2018-19 : 65, 2019-20 : 62, 2020-21 : 70

*J.N. Patra*  
Coordinator  
IQAC  
Hindol College, khajuriakata

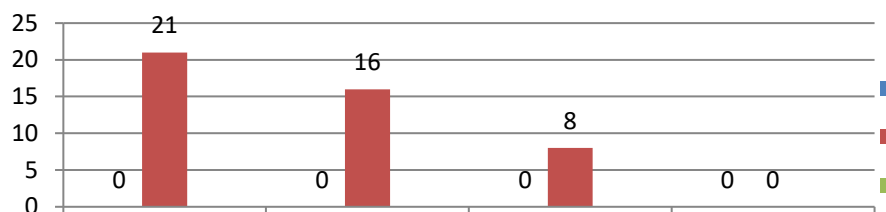
*[Signature]*  
PRINCIPAL  
HINDOL COLLEGE  
KHAJURIAKATA

## SESSION WISE ANALYSIS

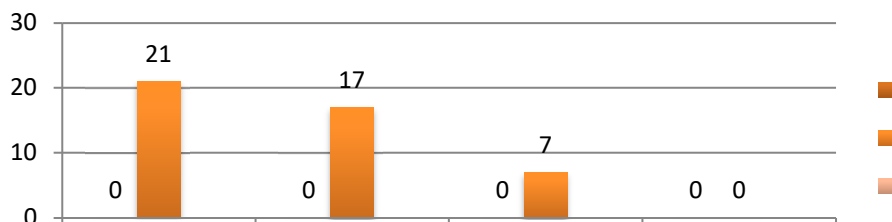
**2014-15**

Grade	Activities/ Processes/ Facilities							
	1	2	3	4	5	6	7	8
A+ (Very Good)	21	21	21	18	19	15	17	22
A (Good)	16	17	15	12	14	17	16	12
B (Satisfactory)	8	7	9	11	9	11	10	8
C (Satisfactory)	0	0	0	4	3	2	2	3
TOTAL	45	45	45	45	45	45	45	45

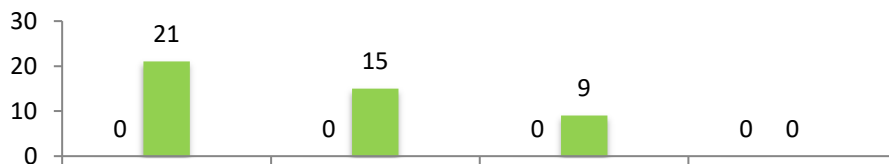
1. Learning Value (In terms of skills, concept, knowledge, analytical abilities, or broadening perspectives)



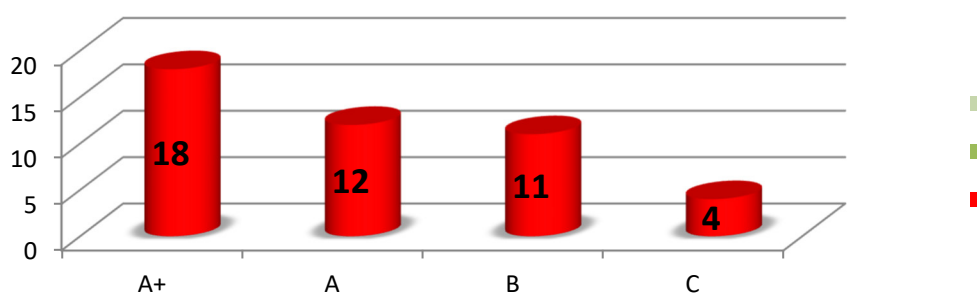
2. Syllabus is need based



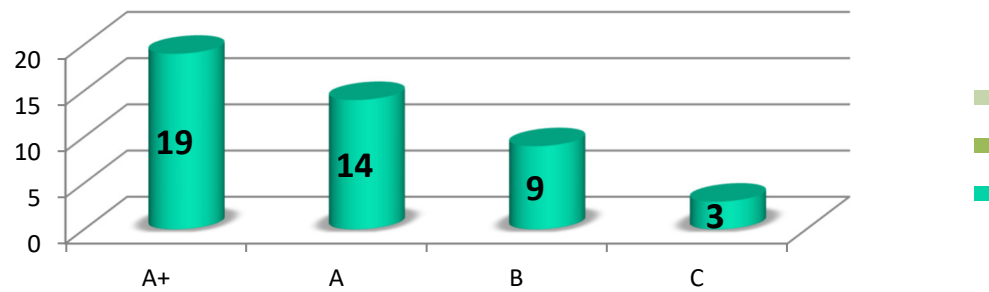
3. Course content is followed by corresponding reference materials.



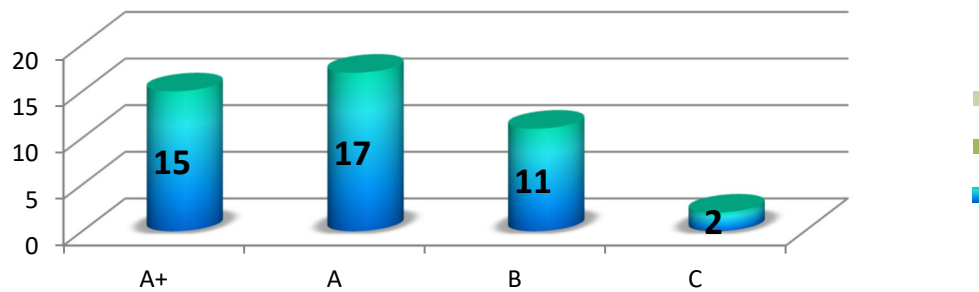
4. The University provides funding and support to faculty members for upgrading their skills



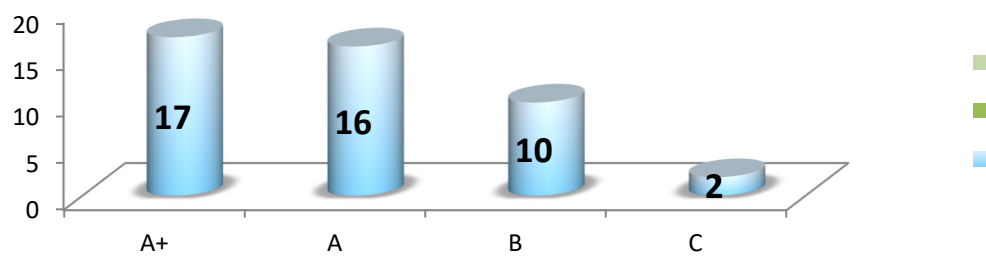
5. Provision for professional development



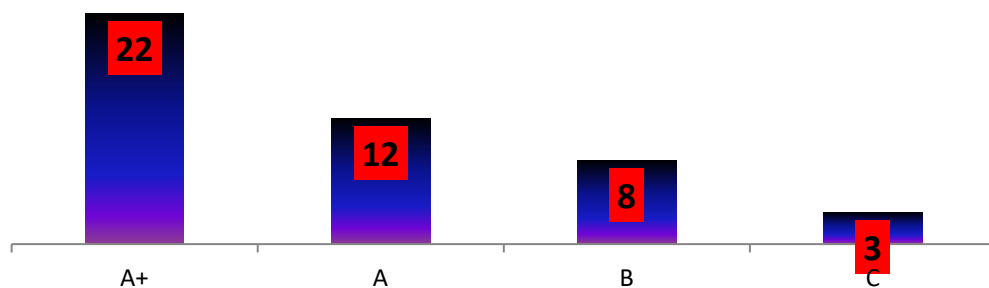
6. The environment in the department is conducive to teaching and research



7. I have freedom to adopt new techniques strategies of testing and assessment of students



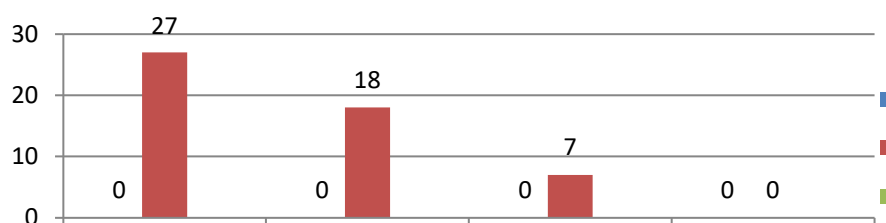
8. Tests and Examinations are conducted well in time with proper coverage of all the syllabus



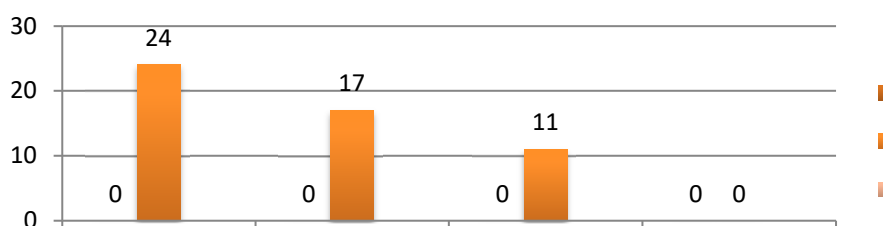
## 2015-16

Grade	Activities/ Processes/ Facilities							
	1	2	3	4	5	6	7	8
A+ (Very Good)	27	24	25	21	24	18	19	22
A (Good)	18	17	19	19	19	19	19	17
B (Satisfactory)	7	11	8	11	9	12	14	11
C (Satisfactory)	0	0	0	1	0	3	0	2
TOTAL	52	52	52	52	52	52	52	52

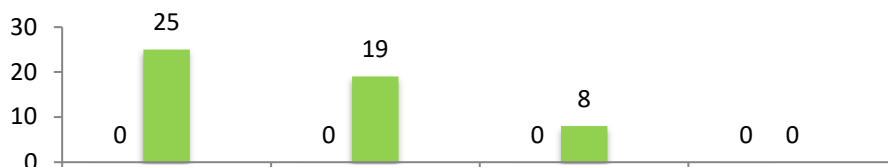
1. Learning Value (In terms of skills, concept, knowledge, analytical abilities, or broadening perspectives)



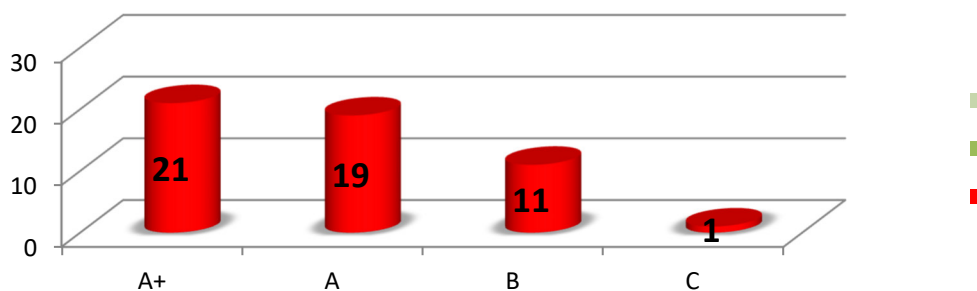
2. Syllabus is need based



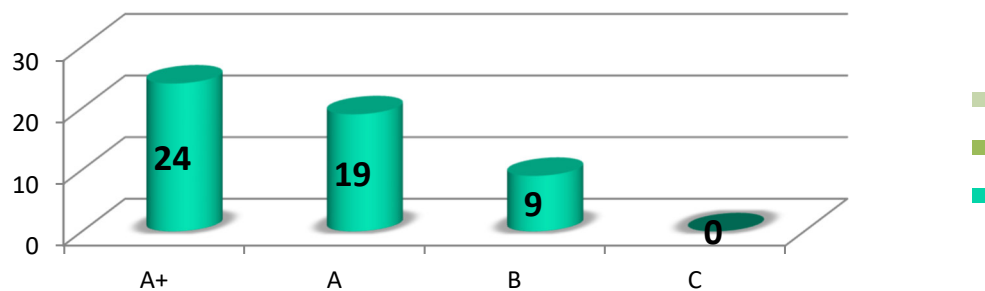
3. Course content is followed by corresponding reference materials.



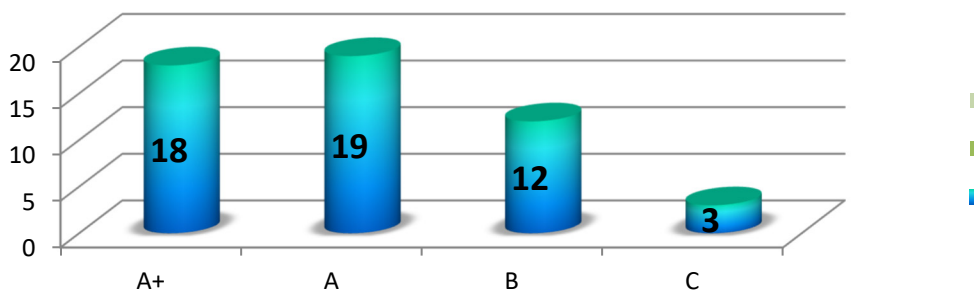
4. The University provides funding and support to faculty members for upgrading their skills



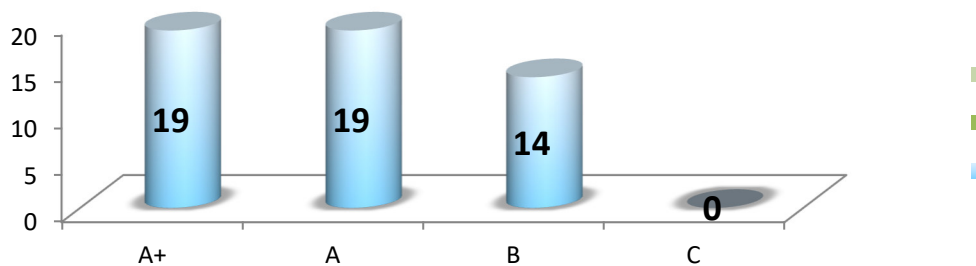
5. Provision for professional development



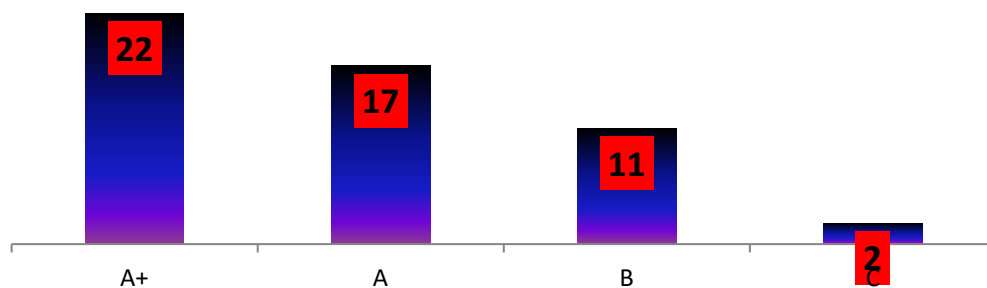
6. The environment in the department is conducive to teaching and research



7. I have freedom to adopt new techniques strategies of testing and assessment of students



8. Tests and Examinations are conducted well in time with proper coverage of all the syllabus

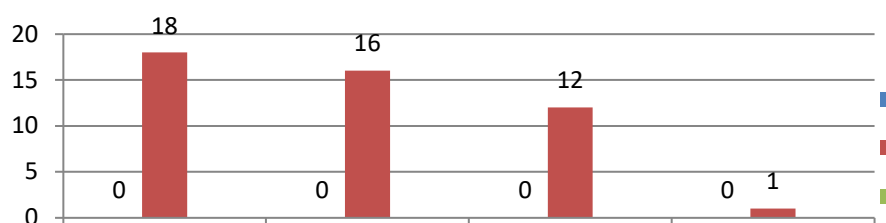




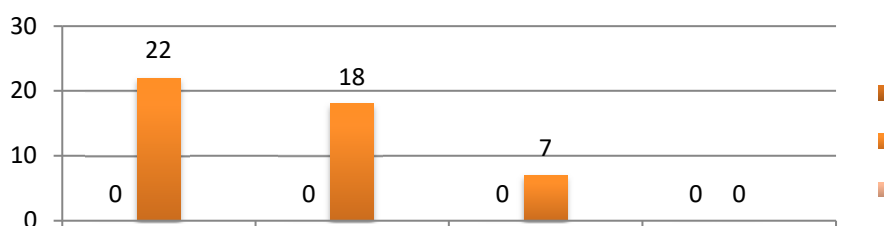
## 2016-17

Grade	Activities/ Processes/ Facilities							
	1	2	3	4	5	6	7	8
A+ (Very Good)	18	22	20	22	18	19	18	17
A (Good)	16	18	14	16	16	18	18	18
B (Satisfactory)	12	7	13	9	13	7	11	11
C (Satisfactory)	1	0	0	0	0	3	0	1
TOTAL	47	47	47	47	47	47	47	47

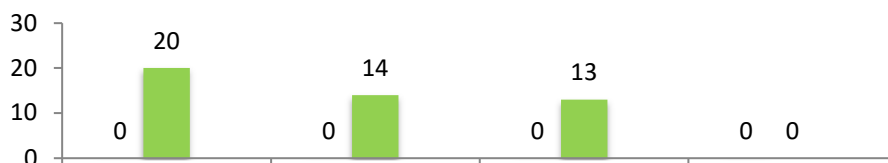
- Learning Value (In terms of skills, concept, knowledge, analytical abilities, or broadening perspectives)



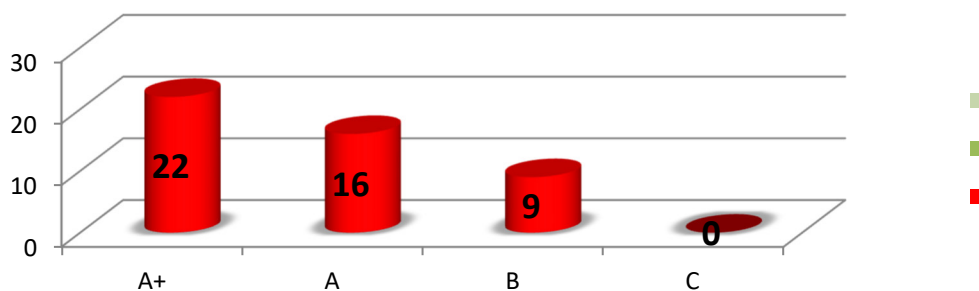
- Syllabus is need based



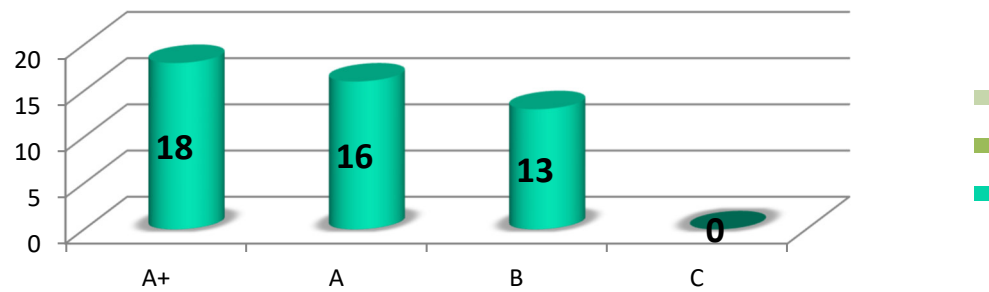
- Course content is followed by corresponding reference materials.



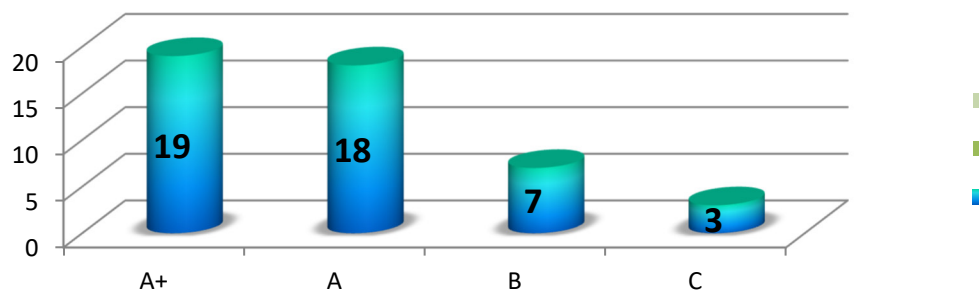
- The University provides funding and support to faculty members for upgrading their skills



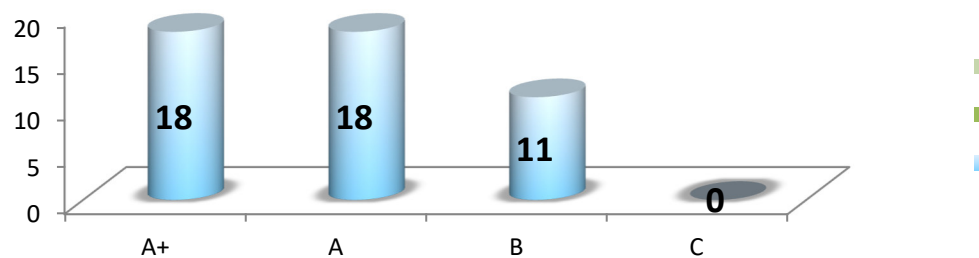
5. Provision for professional development



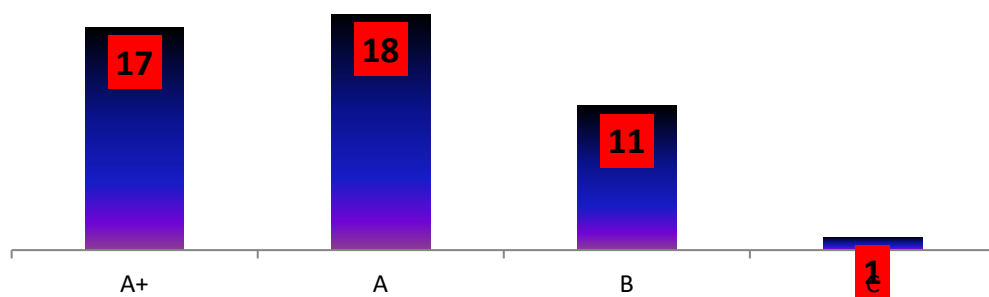
6. The environment in the department is conducive to teaching and research



7. I have freedom to adopt new techniques strategies of testing and assessment of students



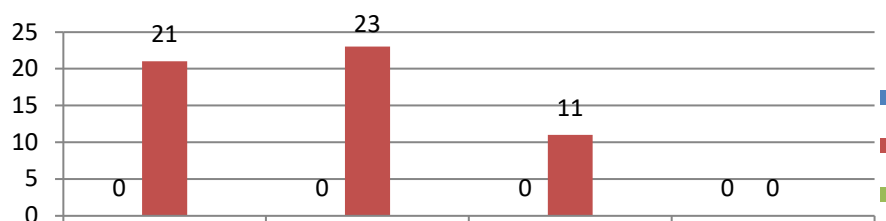
8. Tests and Examinations are conducted well in time with proper coverage of all the syllabus



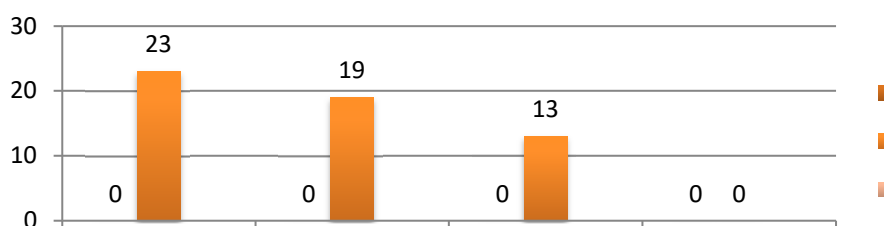
## 2017-18

Grade	Activities/ Processes/ Facilities							
	1	2	3	4	5	6	7	8
A+ (Very Good)	21	23	20	22	21	21	21	21
A (Good)	23	19	22	19	21	22	19	19
B (Satisfactory)	11	13	13	11	11	12	14	15
C (Satisfactory)	0	0	0	3	2	0	1	0
TOTAL	55	55	55	55	55	55	55	55

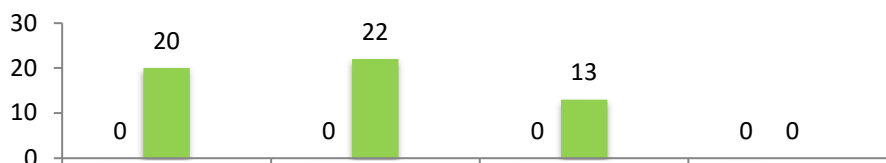
- Learning Value (In terms of skills, concept, knowledge, analytical abilities, or broadening perspectives)



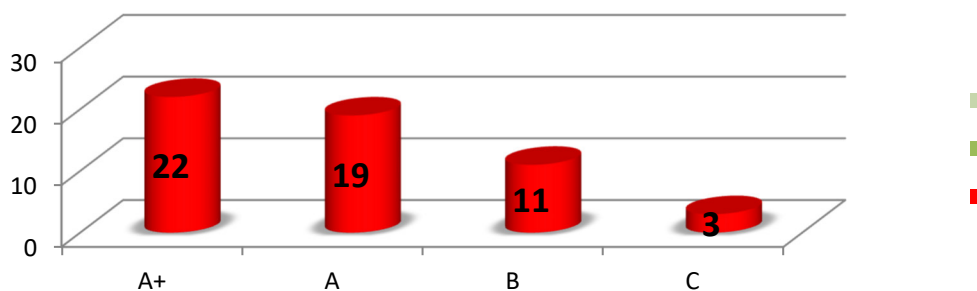
- Syllabus is need based



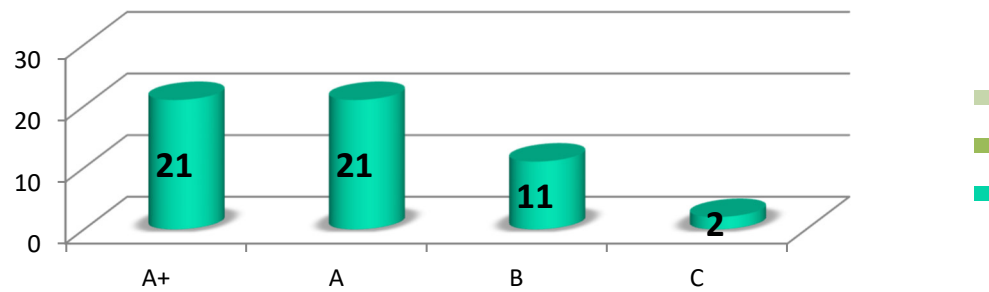
- Course content is followed by corresponding reference materials.



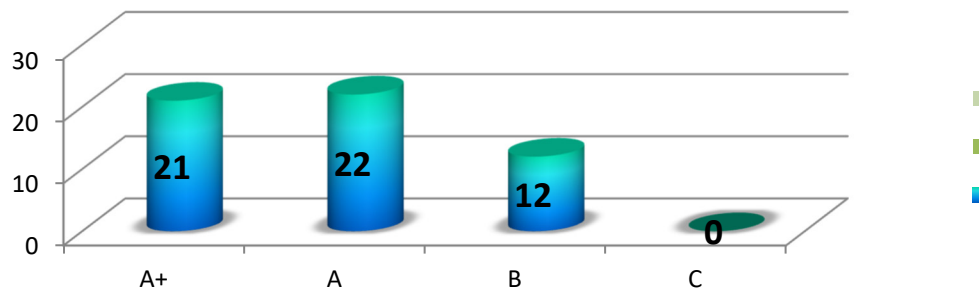
- The University provides funding and support to faculty members for upgrading their skills



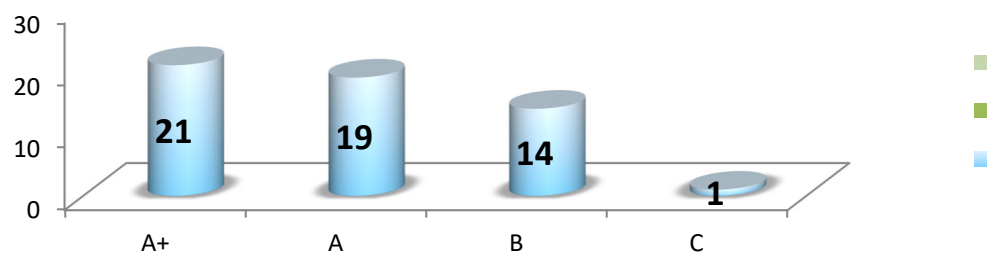
5. Provision for professional development



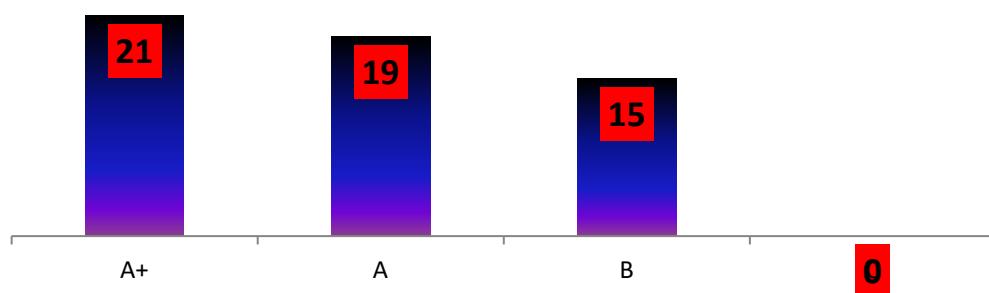
6. The environment in the department is conducive to teaching and research



7. I have freedom to adopt new techniques strategies of testing and assessment of students



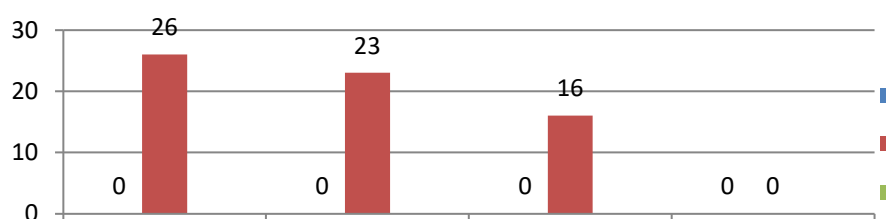
8. Tests and Examinations are conducted well in time with proper coverage of all the syllabus



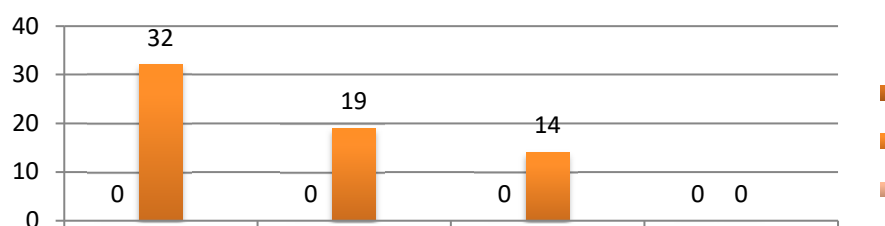
## 2018-19

Grade	Activities/ Processes/ Facilities							
	1	2	3	4	5	6	7	8
A+ (Very Good)	26	32	29	27	33	31	29	32
A (Good)	23	19	23	25	24	24	24	20
B (Satisfactory)	16	14	13	13	8	10	12	13
C (Satisfactory)	0	0	0	0	0	0	0	0
TOTAL	65	65	65	65	65	65	65	65

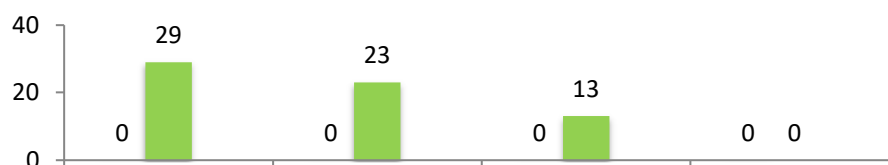
1. Learning Value (In terms of skills, concept, knowledge, analytical abilities, or broadening perspectives)



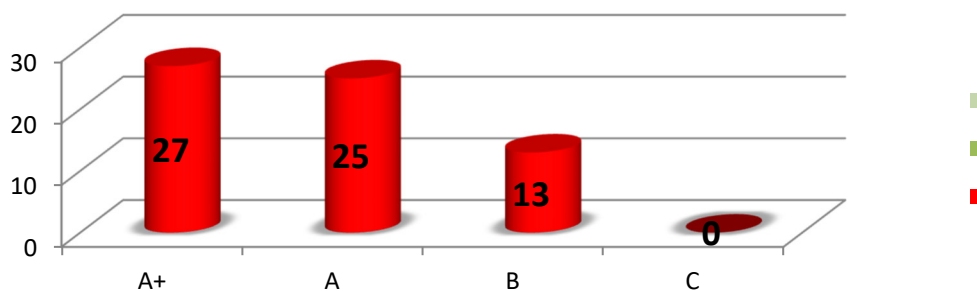
2. Syllabus is need based



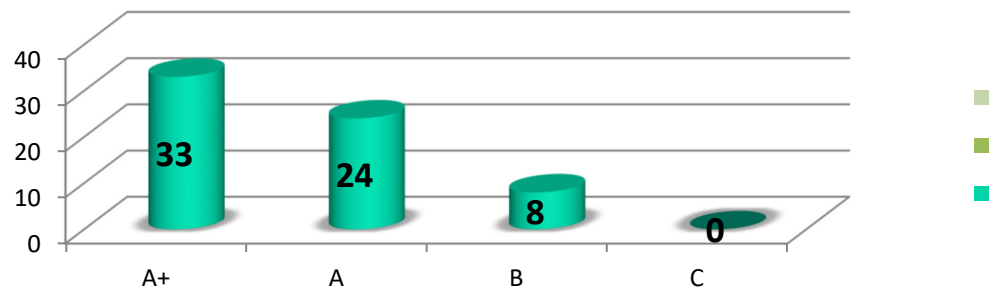
3. Course content is followed by corresponding reference materials.



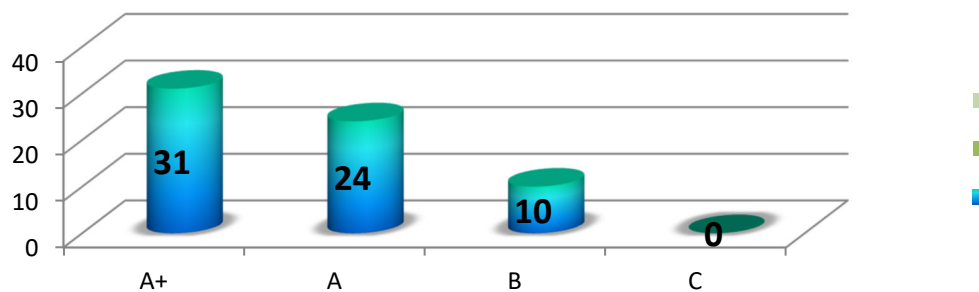
4. The University provides funding and support to faculty members for upgrading their skills



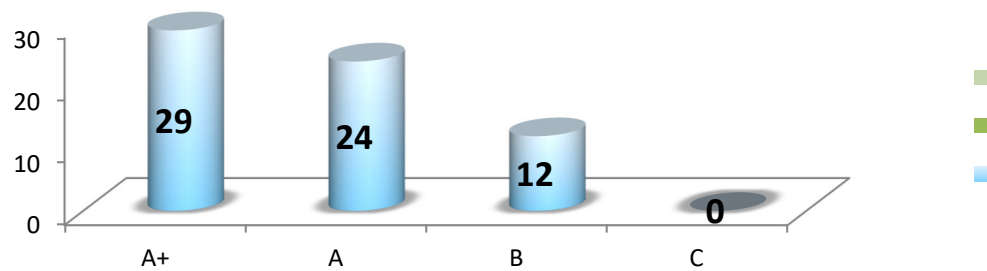
5. Provision for professional development



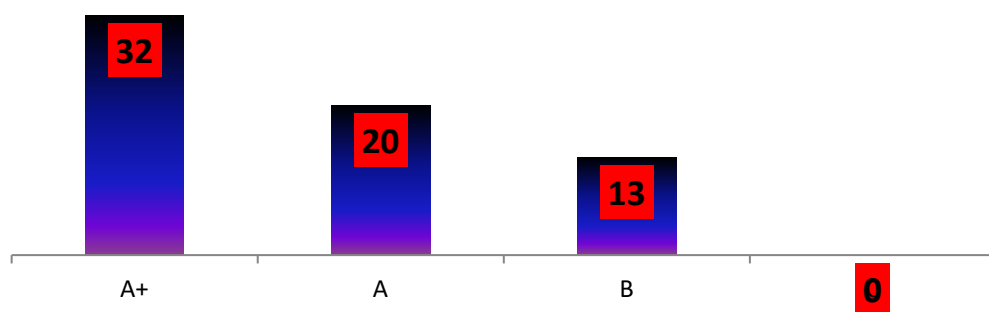
6. The environment in the department is conducive to teaching and research



7. I have freedom to adopt new techniques strategies of testing and assessment of students



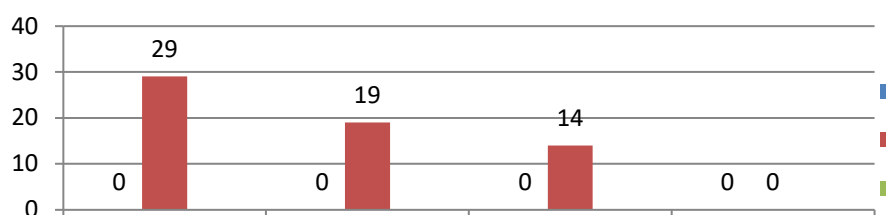
8. Tests and Examinations are conducted well in time with proper coverage of all the syllabus



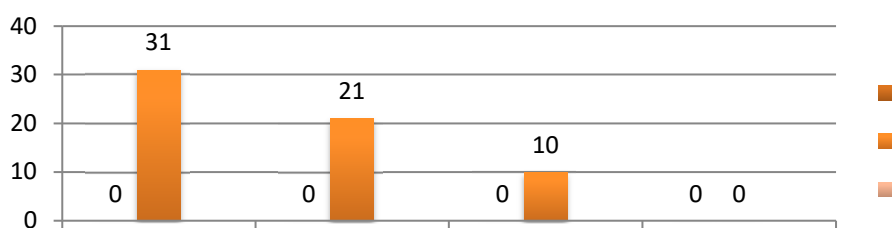
## 2019-20

Grade	Activities/ Processes/ Facilities							
	1	2	3	4	5	6	7	8
A+ (Very Good)	29	31	29	27	26	32	29	31
A (Good)	19	21	22	23	24	18	19	24
B (Satisfactory)	14	10	11	12	12	12	14	7
C (Satisfactory)	0	0	0	0	0	0	0	0
TOTAL	62	62	62	62	62	62	62	62

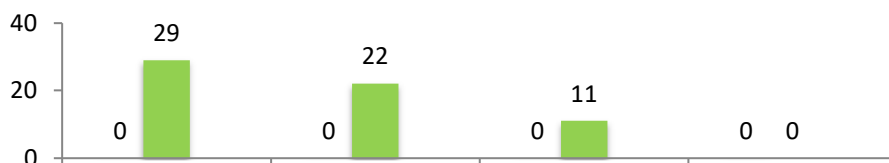
1. Learning Value (In terms of skills, concept, knowledge, analytical abilities, or broadening perspectives)



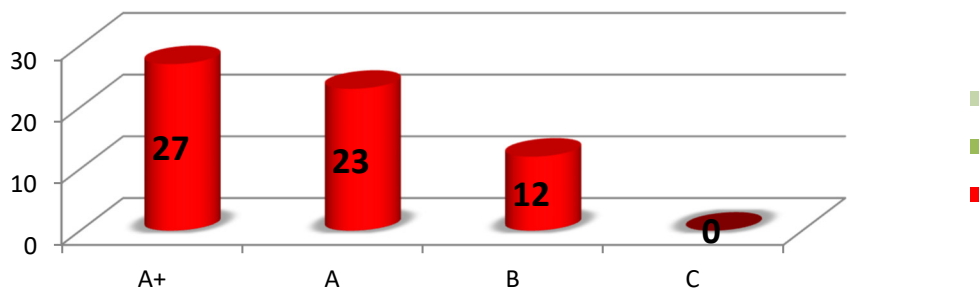
2. Syllabus is need based



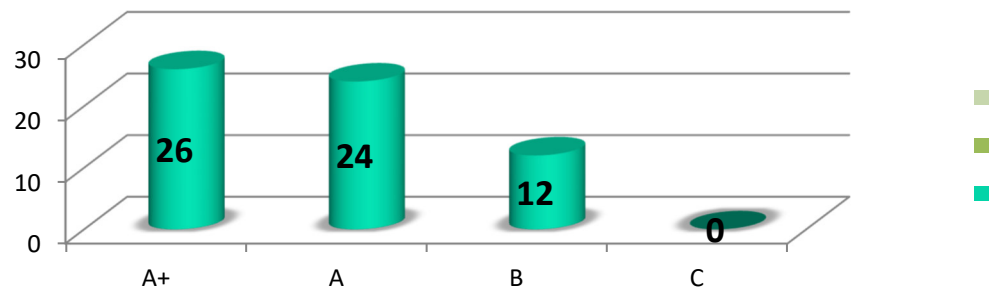
3. Course content is followed by corresponding reference materials.



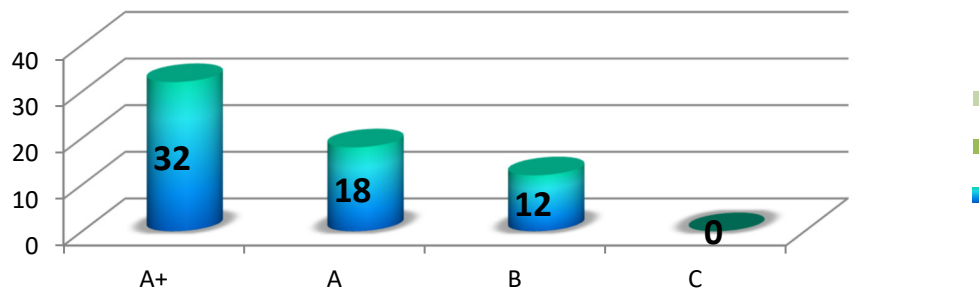
4. The University provides funding and support to faculty members for upgrading their skills



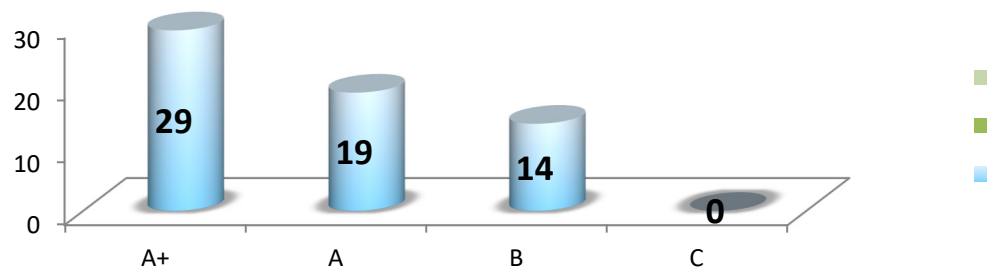
5. Provision for professional development



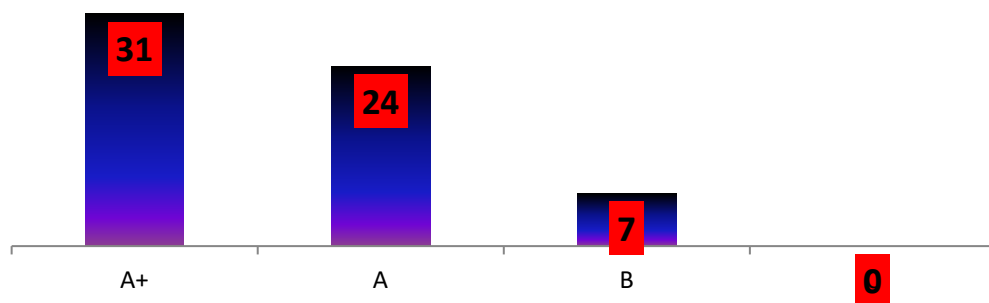
6. The environment in the department is conducive to teaching and research



7. I have freedom to adopt new techniques strategies of testing and assessment of students



8. Tests and Examinations are conducted well in time with proper coverage of all the syllabus

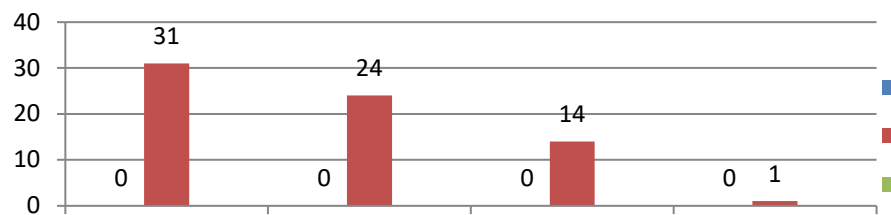




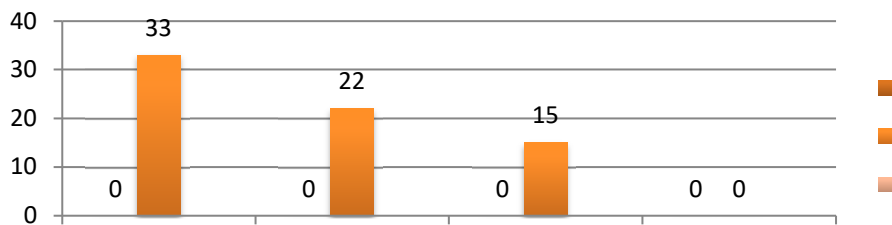
## 2020-21

Grade	Activities/ Processes/ Facilities							
	1	2	3	4	5	6	7	8
A+ (Very Good)	31	33	32	29	32	32	29	31
A (Good)	24	22	21	22	21	26	27	28
B (Satisfactory)	14	15	17	19	17	11	14	11
C (Satisfactory)	1	0	0	0	0	1	0	0
TOTAL	70	70	70	70	70	70	70	70

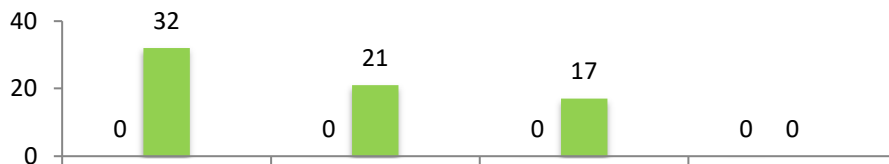
1. Learning Value (In terms of skills, concept, knowledge, analytical abilities, or broadening perspectives)



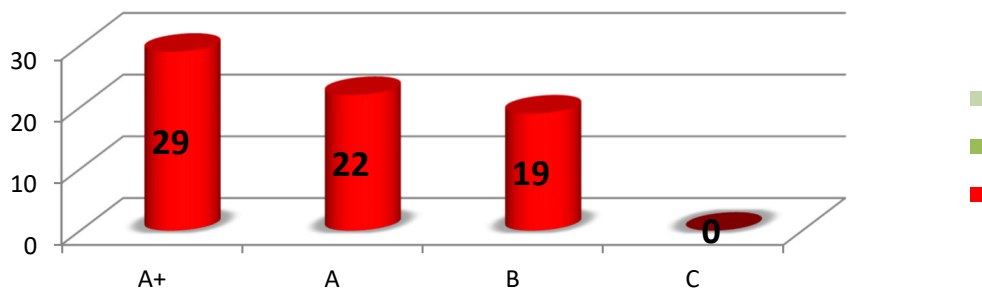
2. Syllabus is need based



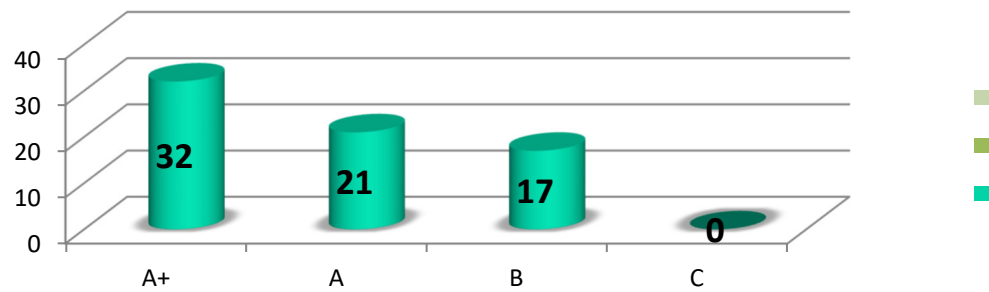
3. Course content is followed by corresponding reference materials.



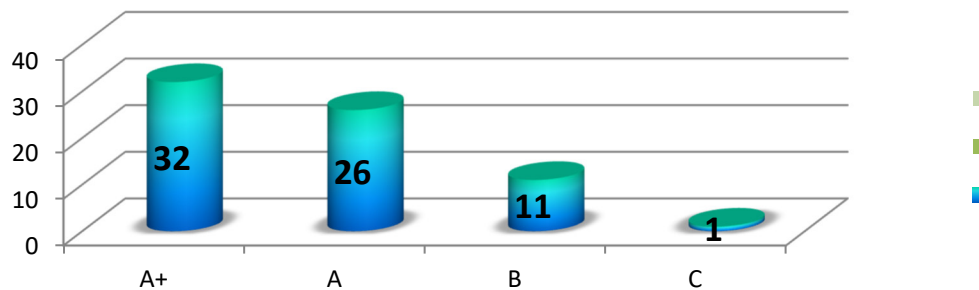
4. The University provides funding and support to faculty members for upgrading their skills



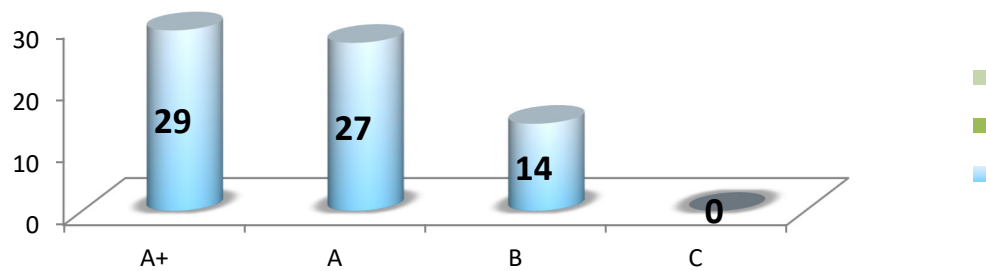
5. Provision for professional development



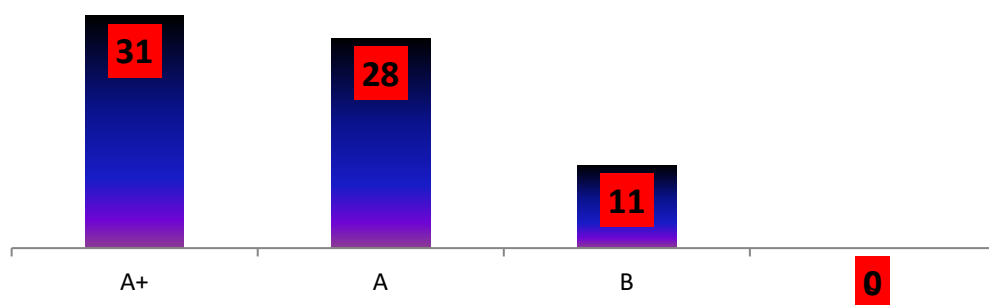
6. The environment in the department is conducive to teaching and research



7. I have freedom to adopt new techniques strategies of testing and assessment of students




8. Tests and Examinations are conducted well in time with proper coverage of all the syllabus





**HINDOL COLLEGE, KHAJURIAKATA  
DHENKANAL**

**ANALYSIS OF PARENT'S FEEDBACK (CONSOLIDATED)**





Sl. No.	Activities/ Processes / Facilities
1	Quality of information from the College about the ward's progress
2	Timely response of the college to the various concern of the parents
3	Anti-ragging and Grivance Redressal mechanism
4	Focus on quality Co-curricular & Extra-curricular development of the students
5	Academic enrichment mechanisms for the students at the college.
6	Role of the colleg in overall Development (temperament/ character formation/ intellectual faculty development) of the students
7	Safety at the Campus
8	Overall Ratings

Sl. No.	Year	1				2				3				4			
		A+	A	B	C	A+	A	B	C	A+	A	B	C	A+	A	B	C
1	2014-15	65	43	11	1	62	44	14	0	67	42	11	0	62	17	11	0
2	2015-16	71	49	8	2	68	44	18	0	66	49	14	1	64	47	19	0
3	2016-17	63	36	21	0	66	33	21	0	65	33	20	2	63	38	19	0
4	2017-18	75	45	19	1	73	49	16	2	70	43	25	2	69	55	16	0
5	2018-19	79	49	15	2	71	51	23	0	75	55	15	0	74	49	22	0
6	2019-20	84	49	17	0	81	44	25	0	79	49	22	0	76	53	21	0
7	2020-21	89	54	27	0	91	55	24	0	86	58	26	0	81	66	23	0

Sl. No.	Year	5				6				7				8			
		A+	A	B	C	A+	A	B	C	A+	A	B	C	A+	A	B	C
1	2014-15	65	42	12	1	66	38	14	2	63	36	21	0	64	37	19	0
2	2015-16	75	37	18	0	69	46	15	0	66	46	18	0	69	44	16	1
3	2016-17	69	32	18	1	67	42	10	1	62	37	21	0	65	43	11	1
4	2017-18	78	45	17	0	76	51	13	0	71	51	18	0	69	51	20	0
5	2018-19	77	51	17	0	74	49	22	0	81	45	19	0	79	49	17	0
6	2019-20	81	51	18	0	79	52	19	0	78	53	19	0	80	53	17	0
6	2020-21	87	62	21	0	87	57	26	0	78	69	23	0	84	65	21	0

NOTE A+ : Very Good      A : Good      B : Satisfactory      C : Unsatisfactory

  
 J.N.Pal  
 IQAC  
 Hindol College, khajuriakata.

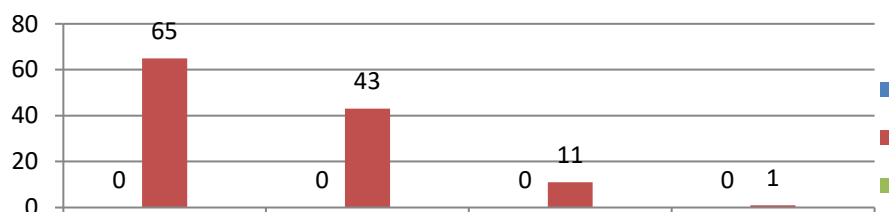
  
 HINDOL COLLEGE  
 KHAJURIAKATA

## SESSION WISE ANALYSIS

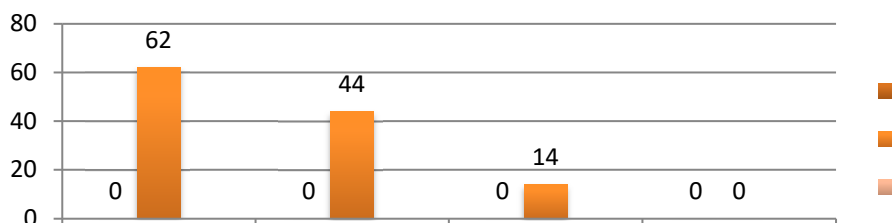
**2014-15**

Grade	Activities/ Processes/ Facilities							
	1	2	3	4	5	6	7	8
A+ (Very Good)	65	62	67	62	65	66	63	64
A (Good)	43	44	42	47	42	38	36	37
B (Satisfactory)	11	14	11	11	12	14	21	19
C (Satisfactory)	1	0	0	0	1	2	0	0
TOTAL	120	120	120	120	120	120	120	120

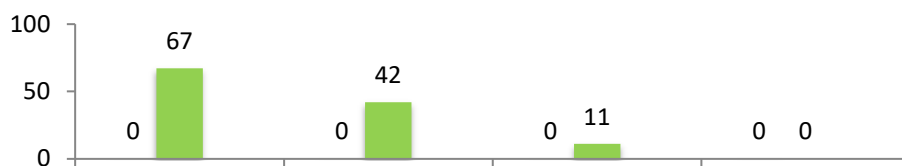
9. Quality of information from the college about the ward's progress



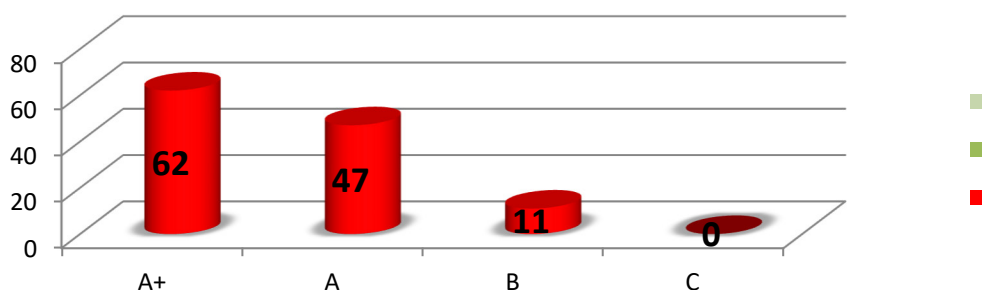
10. Timely response of the college to the various concern of the parents



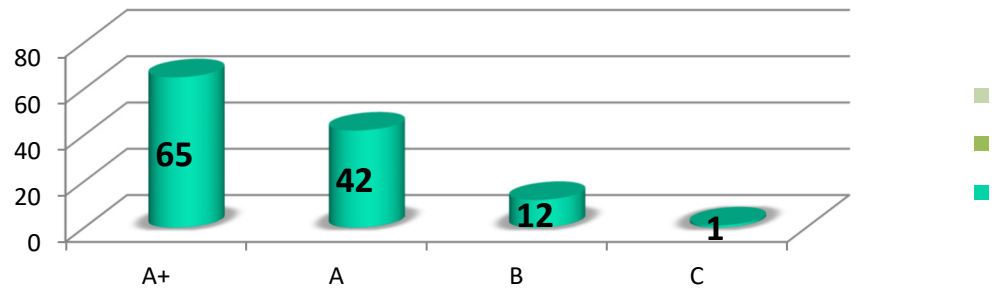
11. Anti-Ragging and Grievance Redressal mechanism



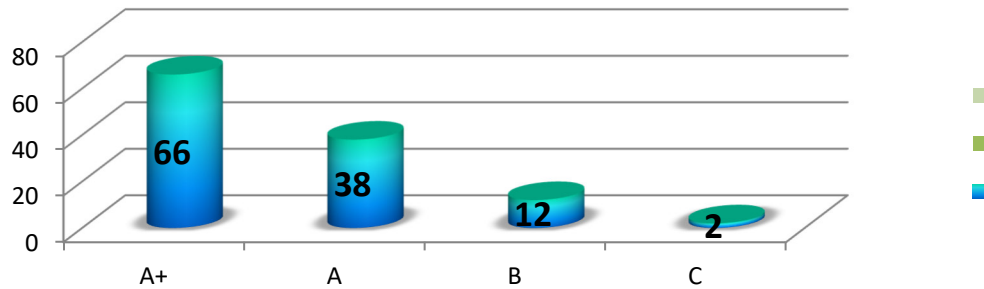
12. Focus on quality Co-curricular & Extra-curricular development of the students




13. Academic enrichment mechanism for the students at the college



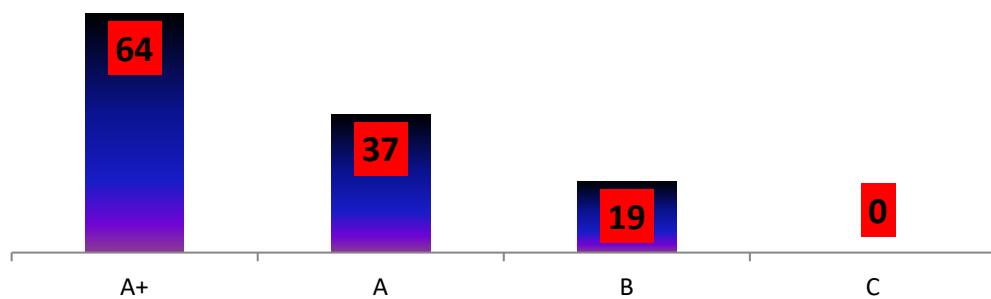
14. Role of the college in overall Development



15. Safety at the campus



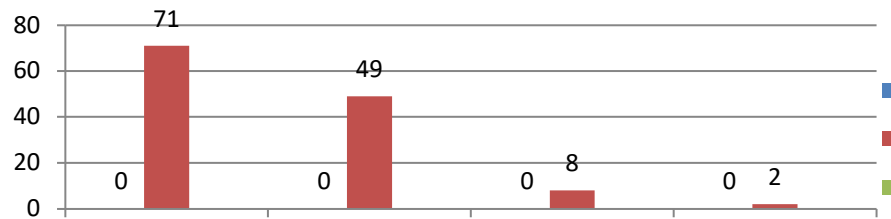
16. Overall Ratings



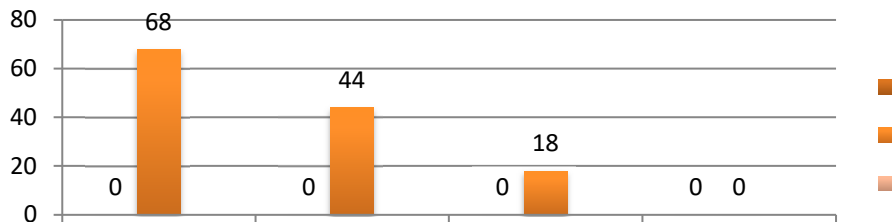
## 2015-16

Grade	Activities/ Processes/ Facilities							
	1	2	3	4	5	6	7	8
A+ (Very Good)	71	68	66	64	75	69	66	69
A (Good)	49	44	49	47	37	46	46	44
B (Satisfactory)	8	18	14	19	18	15	18	16
C (Satisfactory)	2	0	1	0	0	0	0	1
TOTAL	130	130	130	130	130	130	130	130

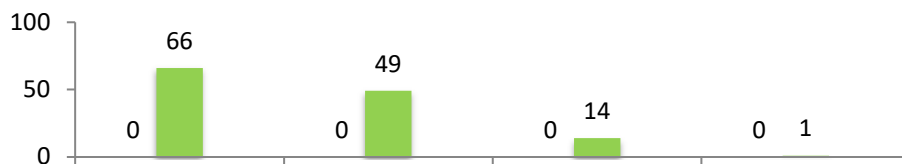
### 1. Quality of information from the college about the ward's progress



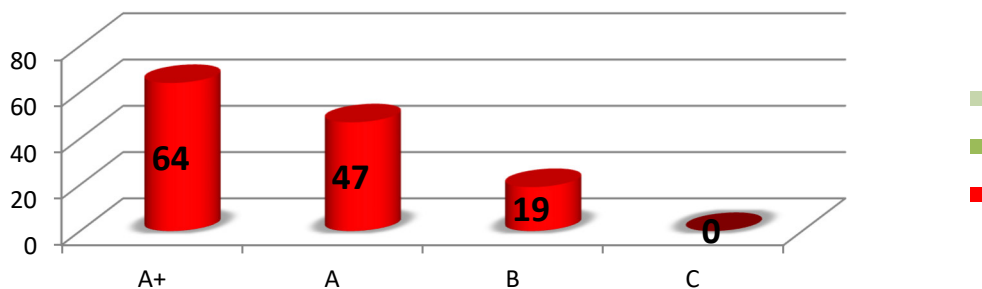
### 2. Timely response of the college to the various concern of the parents



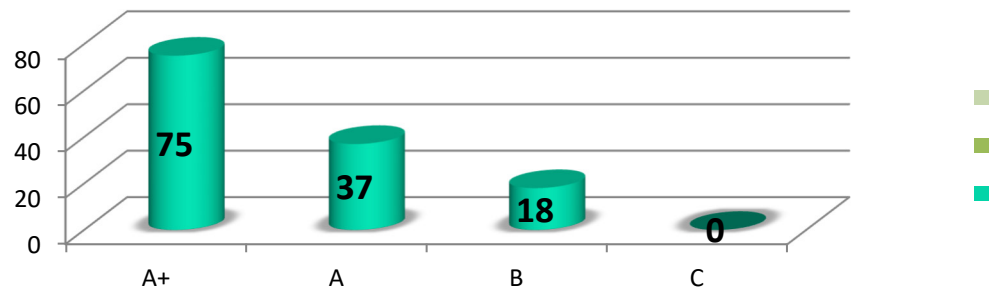
### 3. Anti-Ragging and Grievance Redressal mechanism



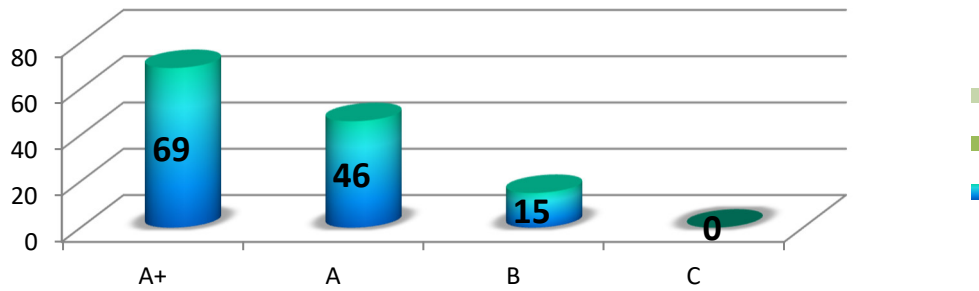
### 4. Focus on quality Co-curricular & Extra-curricular development of the students



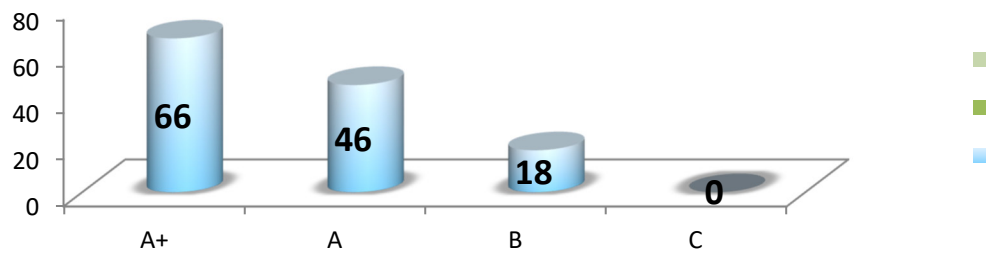
5. Academic enrichment mechanism for the students at the college



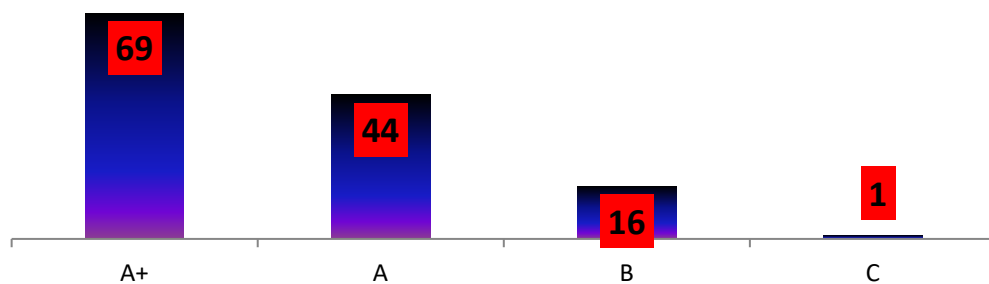
6. Role of the college in overall Development



7. Safety at the campus



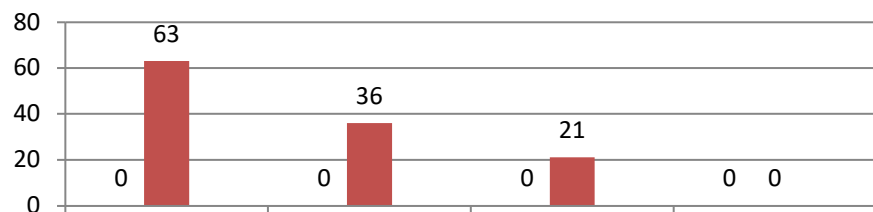
8. Overall Ratings



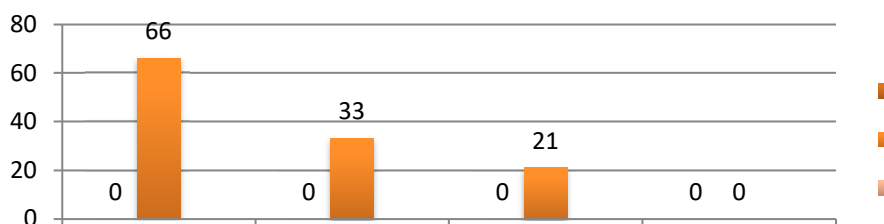
## 2016-17

Grade	Activities/ Processes/ Facilities							
	1	2	3	4	5	6	7	8
A+ (Very Good)	63	66	65	63	69	67	62	65
A (Good)	36	33	33	38	32	42	37	43
B (Satisfactory)	21	21	20	19	18	10	21	11
C (Satisfactory)	0	0	2	0	1	1	0	1
TOTAL	120	120	120	120	120	120	120	120

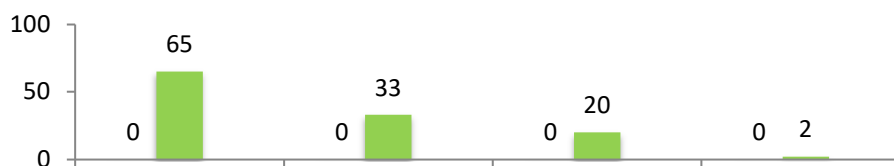
### 1. Quality of information from the college about the ward's progress



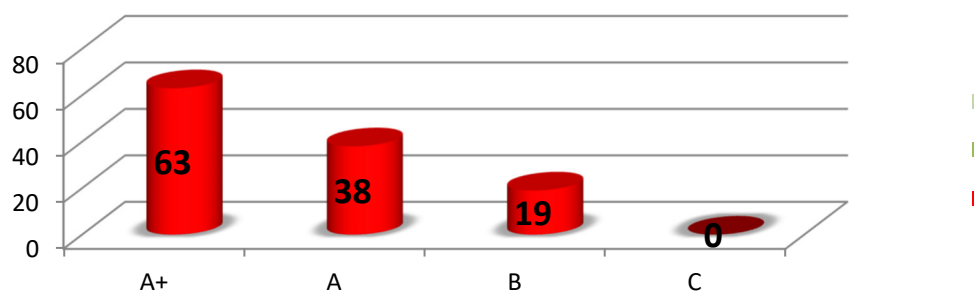
### 2. Timely response of the college to the various concern of the parents



### 3. Anti-Ragging and Grievance Redressal mechanism

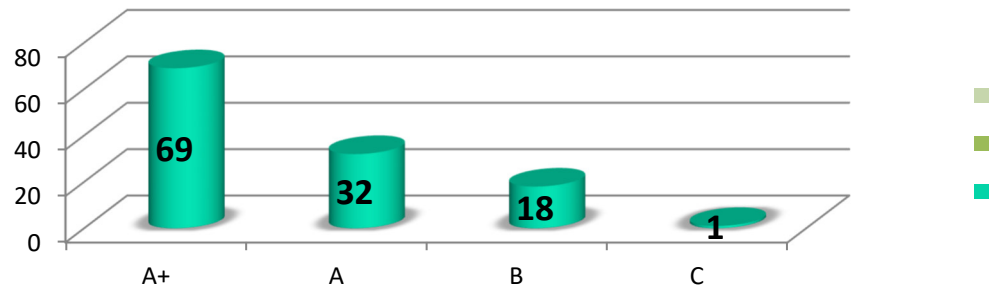


### 4. Focus on quality Co-curricular & Extra-curricular development of the students

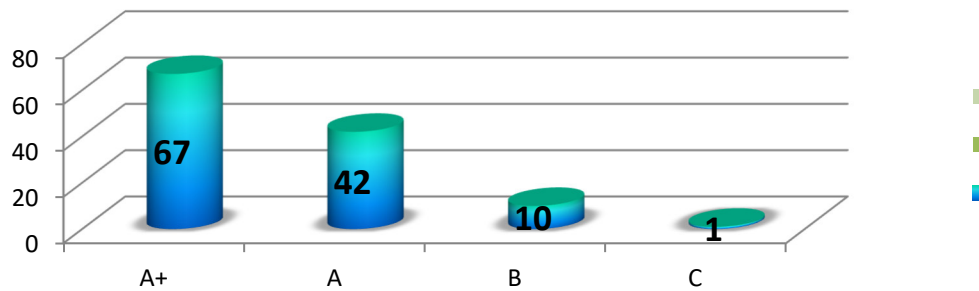




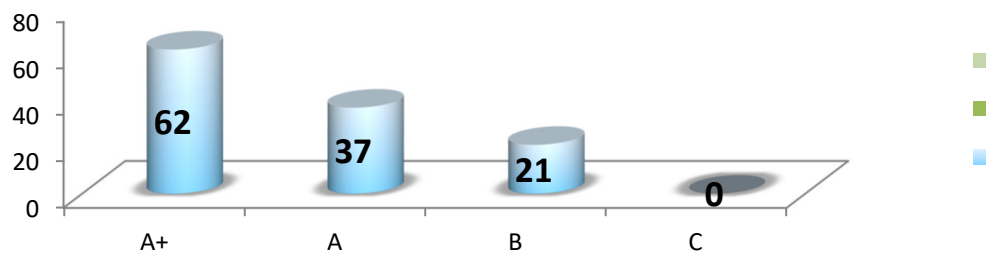
5. Academic enrichment mechanism for the students at the college



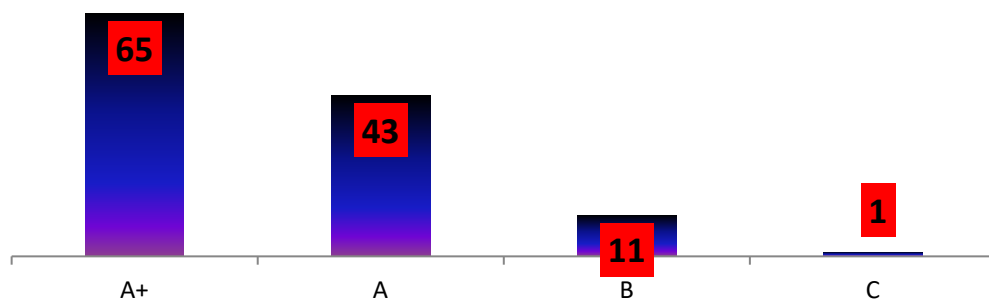
6. Role of the college in overall Development



7. Safety at the campus



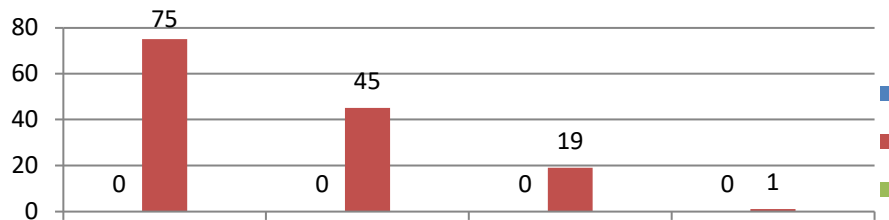
8. Overall Ratings



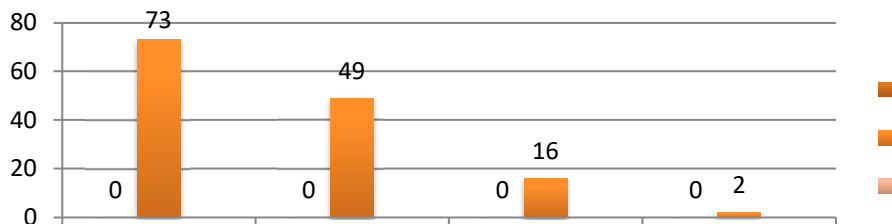
## 2017-18

Grade	Activities/ Processes/ Facilities							
	1	2	3	4	5	6	7	8
A+ (Very Good)	75	73	70	69	78	76	71	69
A (Good)	45	49	43	55	45	51	51	51
B (Satisfactory)	19	16	25	16	17	13	18	20
C (Satisfactory)	1	2	2	0	0	0	0	0
TOTAL	140	140	140	140	140	140	140	140

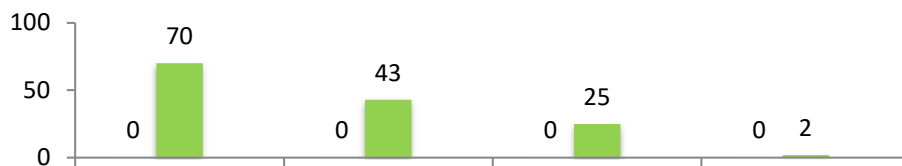
### 1. Quality of information from the college about the ward's progress



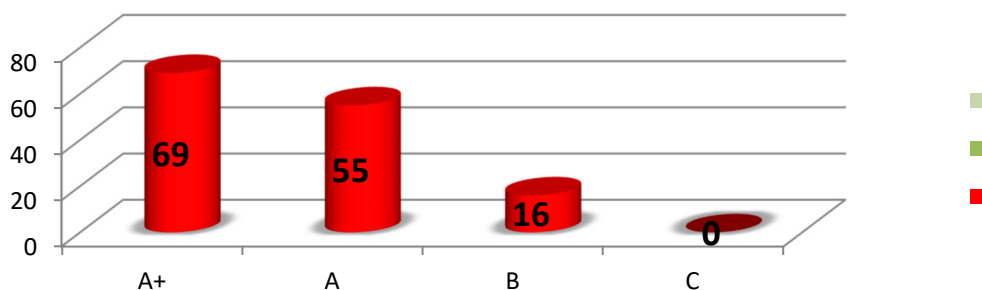
### 2. Timely response of the college to the various concern of the parents



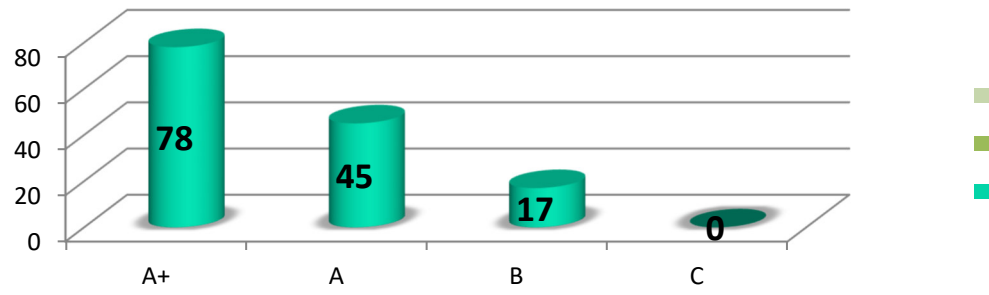
### 3. Anti-Ragging and Grievance Redressal mechanism



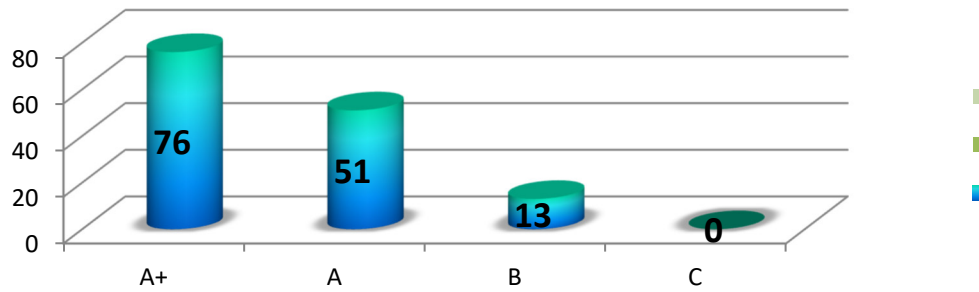
### 4. Focus on quality Co-curricular & Extra-curricular development of the students



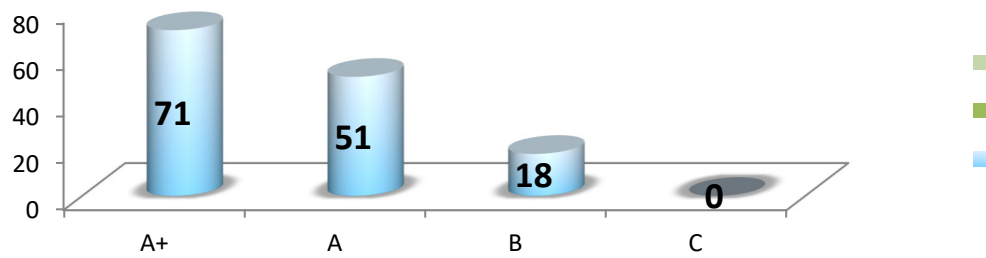
5. Academic enrichment mechanism for the students at the college



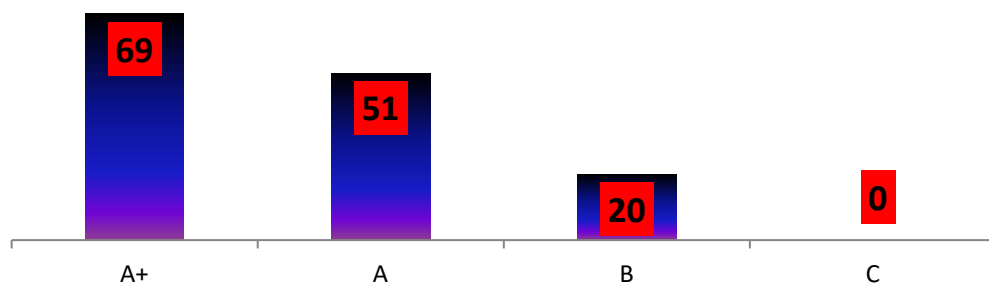
6. Role of the college in overall Development



7. Safety at the campus



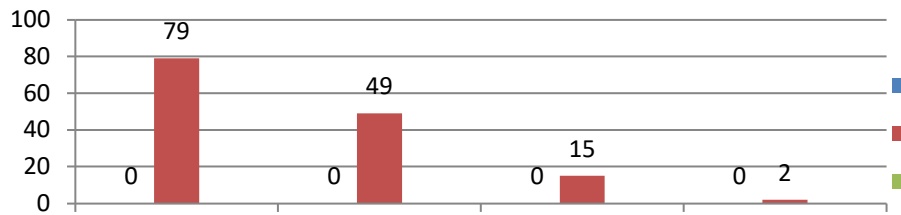
8. Overall Ratings



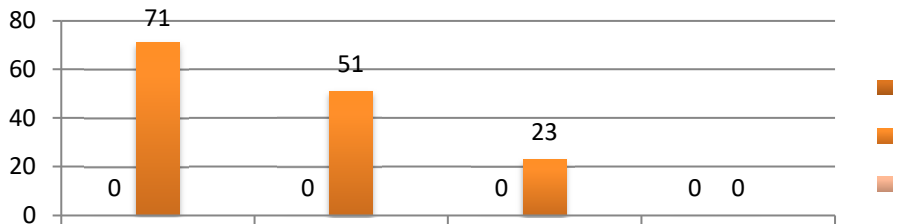
## 2018-19

Grade	Activities/ Processes/ Facilities							
	1	2	3	4	5	6	7	8
A+ (Very Good)	79	71	75	74	77	74	81	79
A (Good)	49	51	55	49	51	49	45	49
B (Satisfactory)	15	23	15	22	17	22	19	17
C (Satisfactory)	2	0	0	0	0	0	0	0
TOTAL	145	145	145	145	145	145	145	145

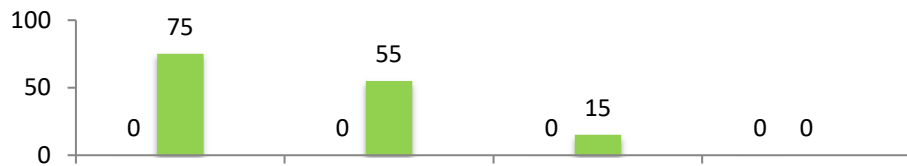
### 1. Quality of information from the college about the ward's progress



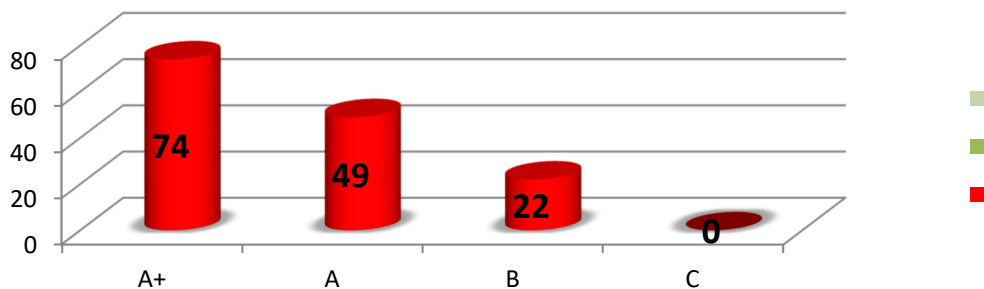
### 2. Timely response of the college to the various concern of the parents



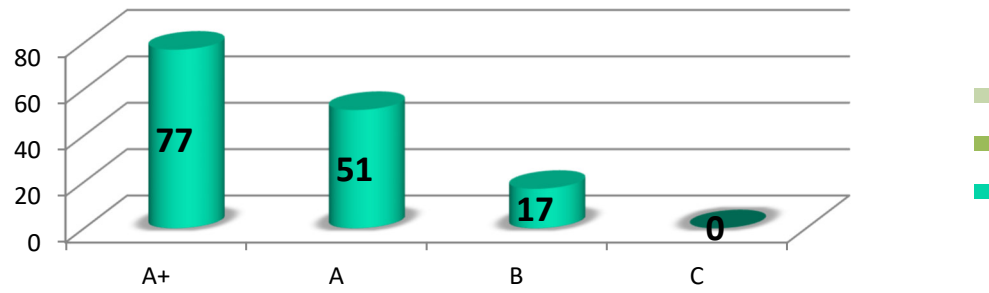
### 3. Anti-Ragging and Grievance Redressal mechanism



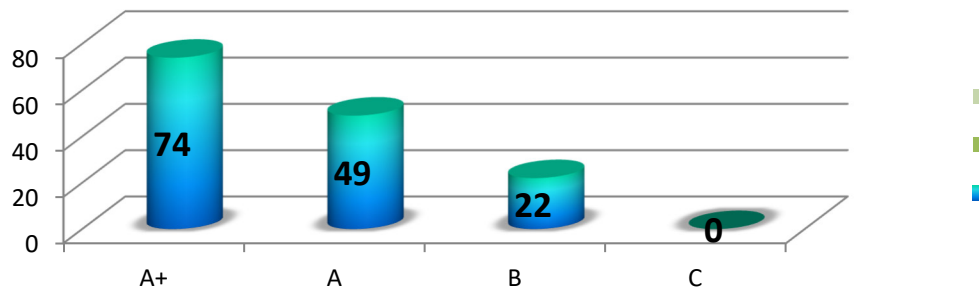
### 4. Focus on quality Co-curricular & Extra-curricular development of the students




5. Academic enrichment mechanism for the students at the college



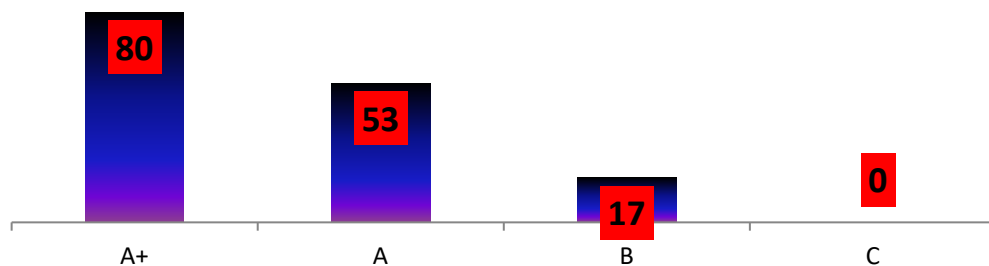
6. Role of the college in overall Development



7. Safety at the campus



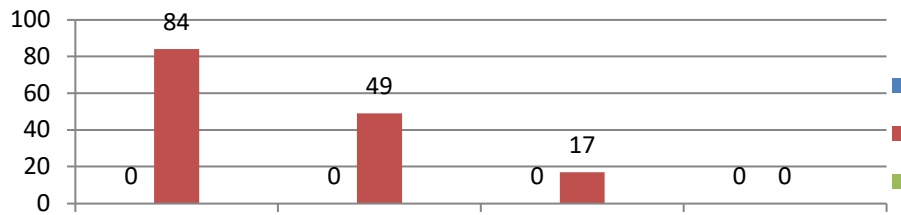
8. Overall Ratings



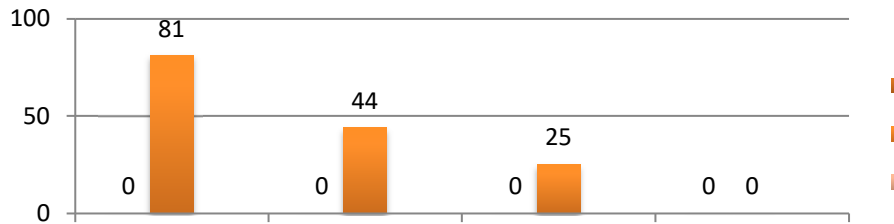
## 2019-20

Grade	Activities/ Processes/ Facilities							
	1	2	3	4	5	6	7	8
A+ (Very Good)	84	81	79	76	81	79	78	80
A (Good)	49	44	49	53	51	52	53	53
B (Satisfactory)	17	25	22	21	18	19	19	17
C (Satisfactory)	0	0	0	0	0	0	0	0
TOTAL	150	150	150	150	150	150	150	150

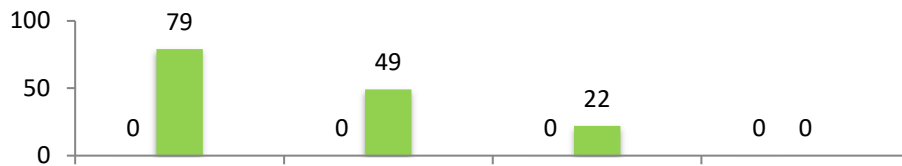
### 1. Quality of information from the college about the ward's progress



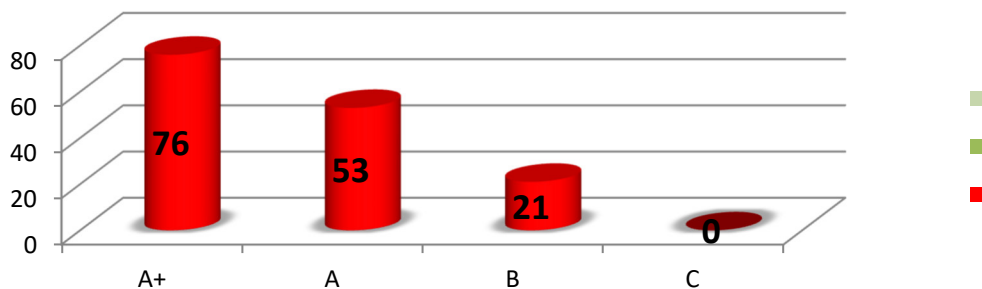
### 2. Timely response of the college to the various concern of the parents



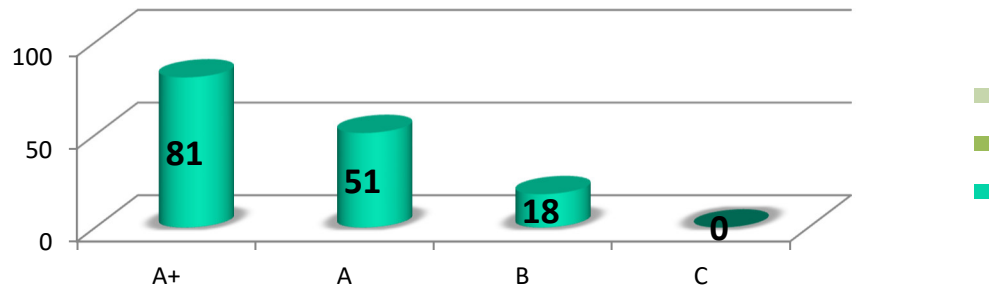
### 3. Anti-Ragging and Grievance Redressal mechanism



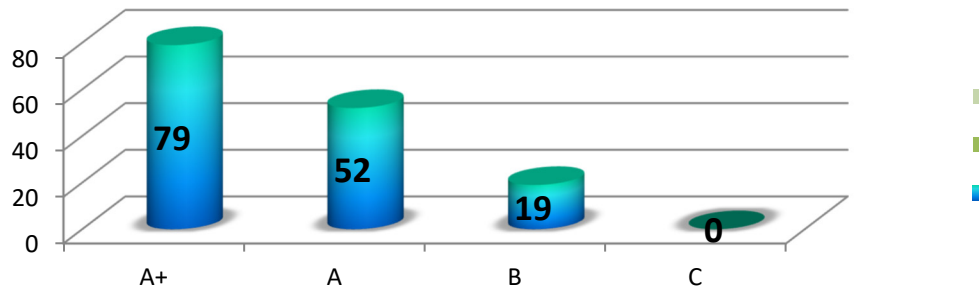
### 4. Focus on quality Co-curricular & Extra-curricular development of the students



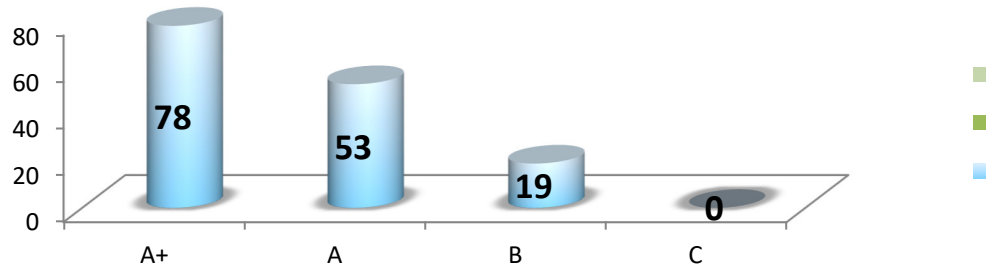
5. Academic enrichment mechanism for the students at the college



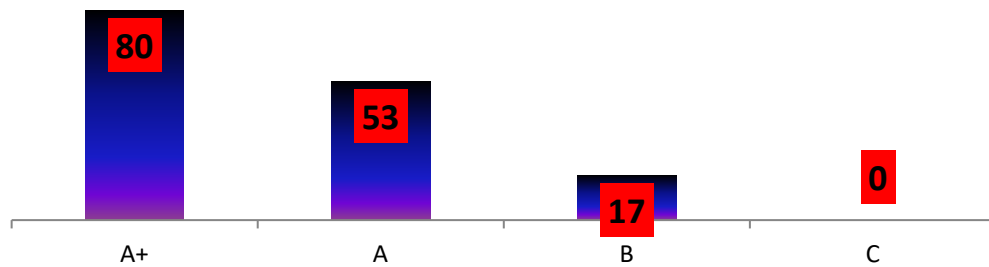
6. Role of the college in overall Development



7. Safety at the campus



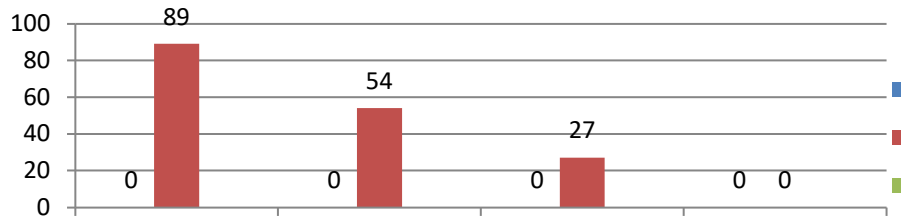
8. Overall Ratings



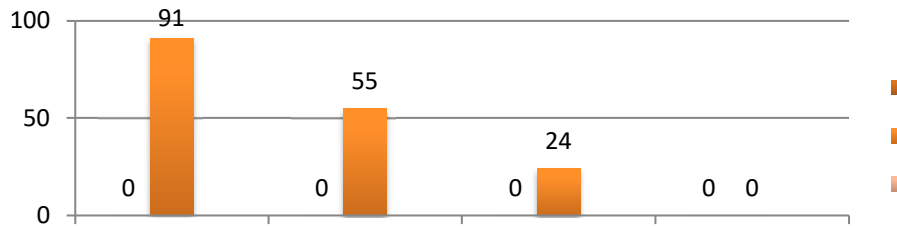
## 2020-21

Grade	Activities/ Processes/ Facilities							
	1	2	3	4	5	6	7	8
A+ (Very Good)	89	91	86	81	87	87	78	84
A (Good)	54	55	58	66	62	57	69	65
B (Satisfactory)	27	24	26	23	21	26	23	21
C (Satisfactory)	0	0	0	0	0	0	0	0
TOTAL	170	170	170	170	170	170	170	170

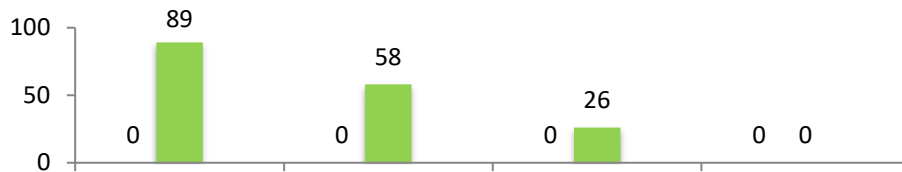
### 1. Quality of information from the college about the ward's progress



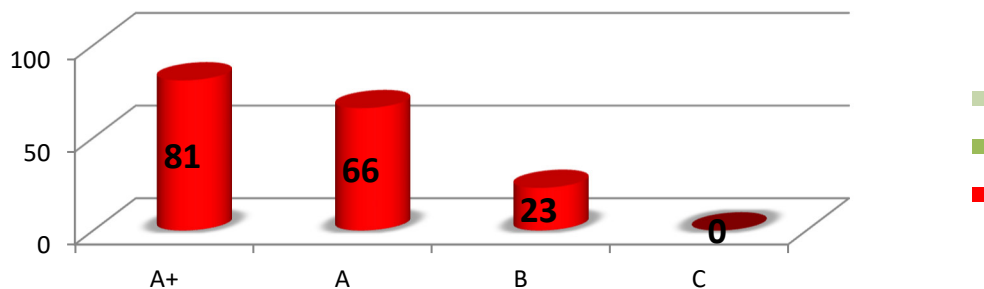
### 2. Timely response of the college to the various concern of the parents



### 3. Anti-Ragging and Grievance Redressal mechanism

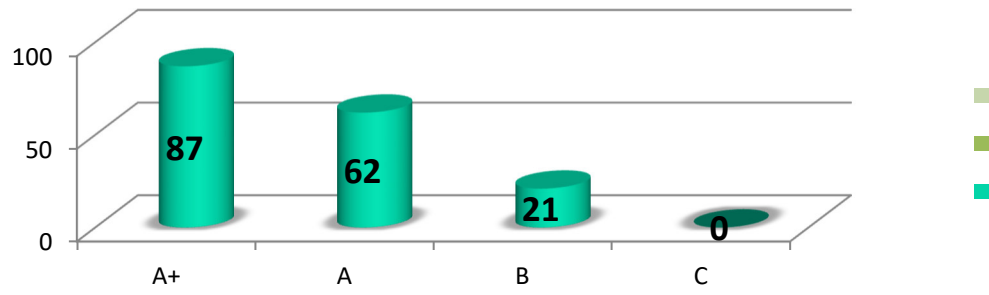


### 4. Focus on quality Co-curricular & Extra-curricular development of the students

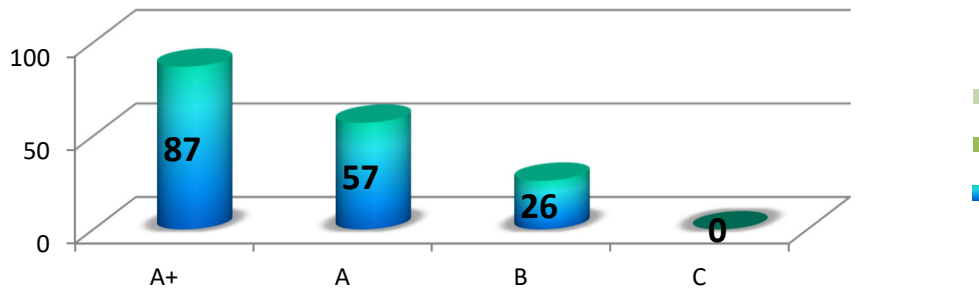




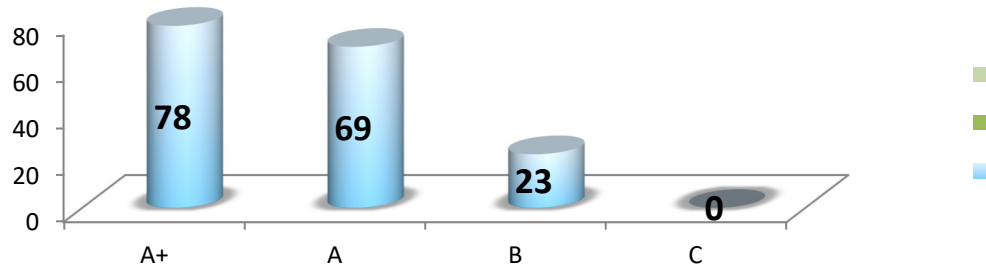
5. Academic enrichment mechanism for the students at the college



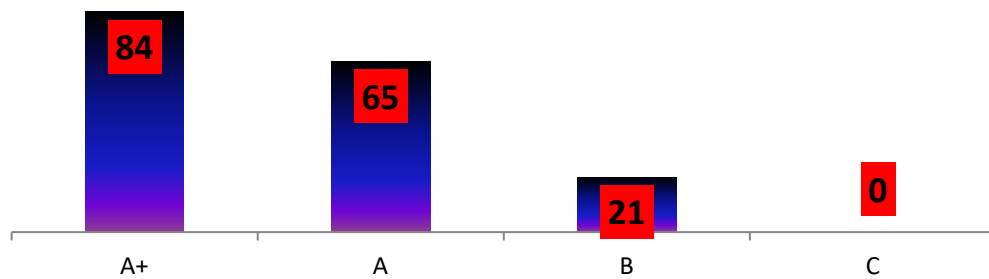
6. Role of the college in overall Development



7. Safety at the campus




8. Overall Ratings





**HINDOL COLLEGE, KHAJURIAKATA  
DHENKANAL**



**ANALYSIS OF EMPLOYER'S FEEDBACK (CONSOLIDATED)**

Sl. No.	Activities/ Processes / Facilities
1	Would you like to help in academic / innovative activities of this Institute ?
2	Is the syllabus matching to your industrial requirements ?
3	Placement / Training : (i) Would you like to offer internship to our students ? (ii) Are you interested in placement of our students in your Industry ?
4	Are you willing to visit Hindol College, Khajuriakata for Academic interaction?

Sl. No.	Year	1		2		3		4	
		Yes	No	Yes	No	Yes	No	Yes	No
1	2014-15	14	3	16	1	15	2	17	0
2	2015-16	15	1	14	2	16	0	16	0
3	2016-17	18	2	17	3	19	1	20	0
4	2017-18	19	3	20	2	22	0	21	1
5	2018-19	24	1	23	2	22	3	24	1
6	2019-20	23	3	24	2	25	1	26	0
7	2020-21	27	3	29	1	30	0	29	1

*J.N.Pad.*  
Coordinator  
IQAC  
Hindol College, khajuriakata.

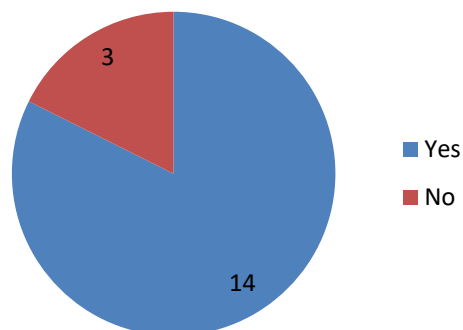
*Alk*  
Principal  
HINDOL COLLEGE  
KHAJURIAKATA

## SESSION WISE ANALYSIS

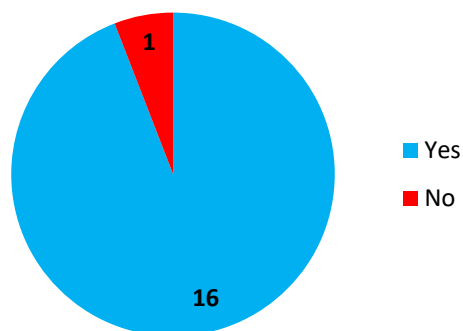
**2014-15**

<u>Grade</u>	<u>Activities/ processes/ facilities</u>			
	<u>1</u>	<u>2</u>	<u>3</u>	<u>4</u>
YES	14	16	15	17
NO	3	1	2	0
TOTAL	17	17	17	17

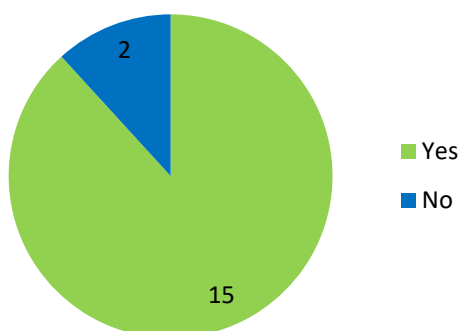
1. Would you like to help in Academic / Innovative activities of this Institute



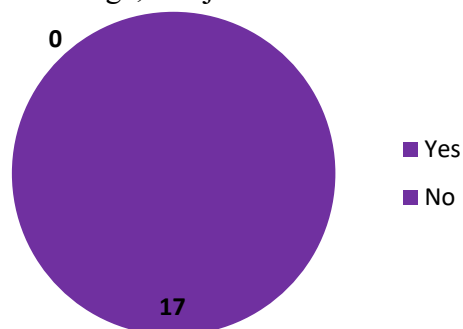
2. Is the syllabus matching your requirements



3. Placement / Training




4. Are you willing to visit Hindol College, Khajuriakata for Academic interaction.



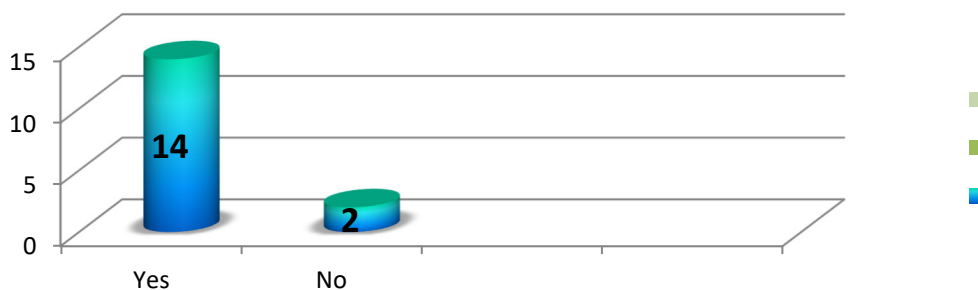
## 2015-16

<u>Grade</u>	<u>Activities/ processes/ facilities</u>			
	<u>1</u>	<u>2</u>	<u>3</u>	<u>4</u>
YES	15	14	16	16
NO	1	2	0	0
TOTAL	16	16	16	16


1. Would you like to help in Academic / Innovative activities of this Institute



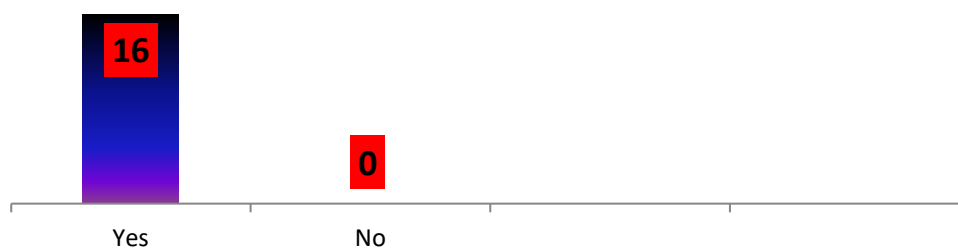
2. Is the syllabus matching your requirements



3. Placement / Training



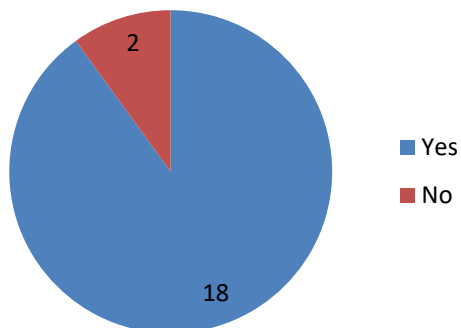
4. Are you willing to visit Hindol College, Khajuriakata for Academic interaction.



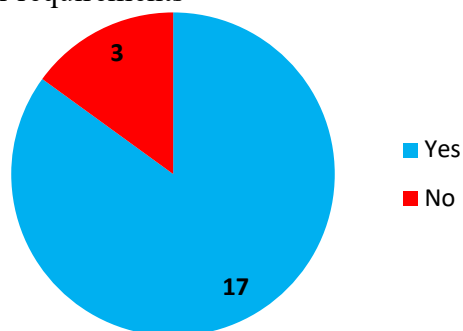
## 2016-17

<u>Grade</u>	<u>Activities/ processes/ facilities</u>			
	<u>1</u>	<u>2</u>	<u>3</u>	<u>4</u>
YES	18	17	19	20
NO	2	3	1	0
TOTAL	20	20	20	20

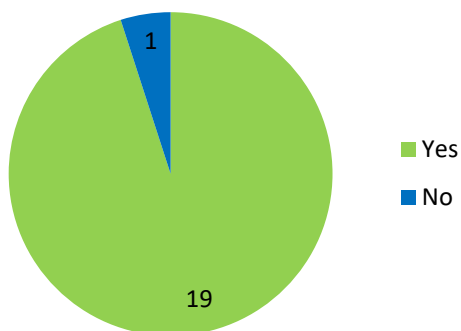
1. Would you like to help in Academic / Innovative activities of this Institute



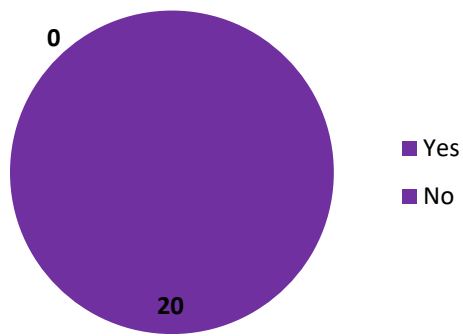
2. Is the syllabus matching your requirements



3. Placement / Training



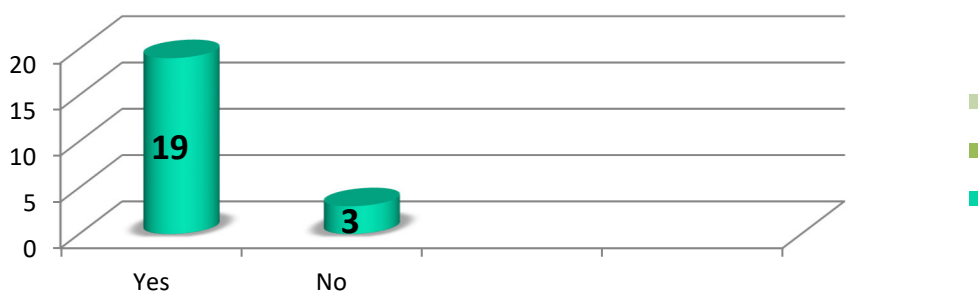
4. Are you willing to visit Hindol College, Khajuriakata for Academic interaction.



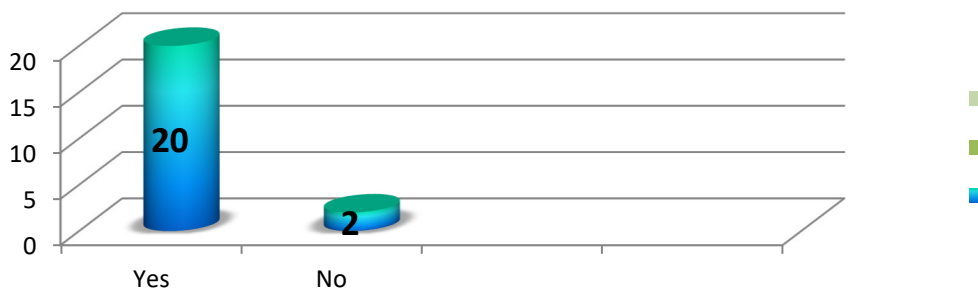
## 2017-18

<u>Grade</u>	<u>Activities/ processes/ facilities</u>			
	<u>1</u>	<u>2</u>	<u>3</u>	<u>4</u>
YES	19	20	22	21
NO	3	2	0	1
TOTAL	22	22	22	22

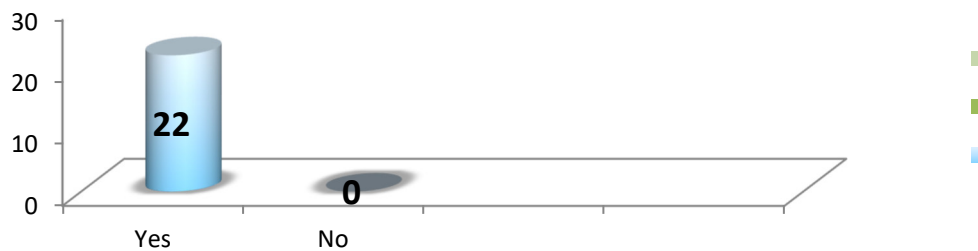
1. Would you like to help in Academic / Innovative activities of this Institute



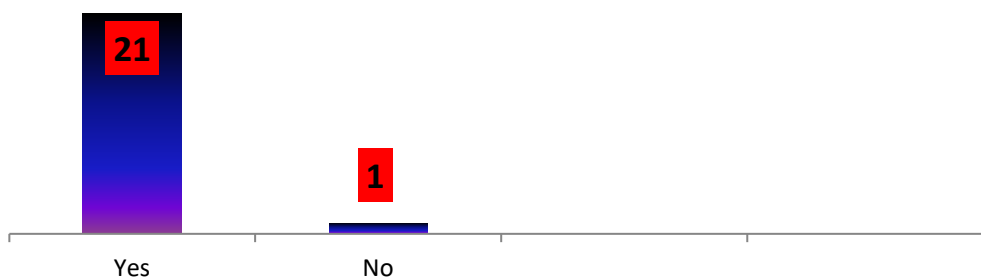
2. Is the syllabus matching your requirements



3. Placement / Training



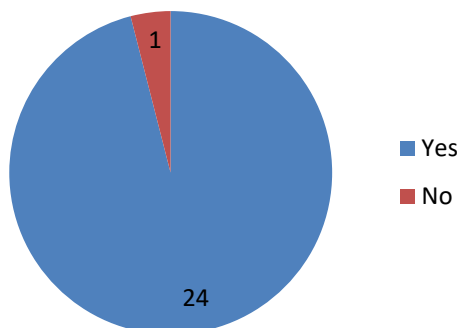
4. Are you willing to visit Hindol College, Khajuriakata for Academic interaction.



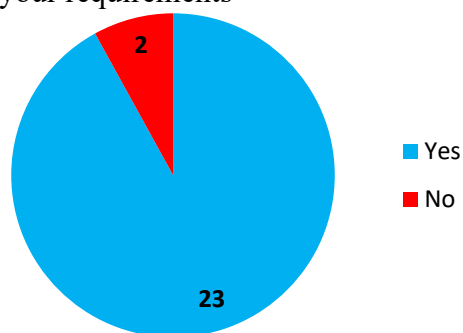
## 2018-19

<u>Grade</u>	<u>Activities/ processes/ facilities</u>			
	<u>1</u>	<u>2</u>	<u>3</u>	<u>4</u>
YES	24	23	22	24
NO	1	2	3	1
TOTAL	25	25	25	25

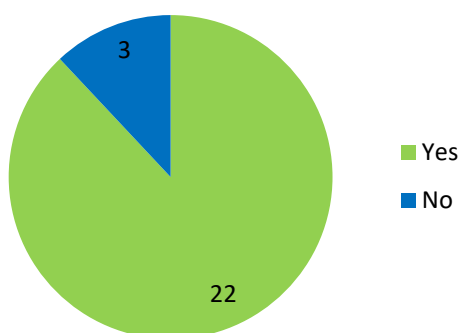
1. Would you like to help in Academic / Innovative activities of this Institute



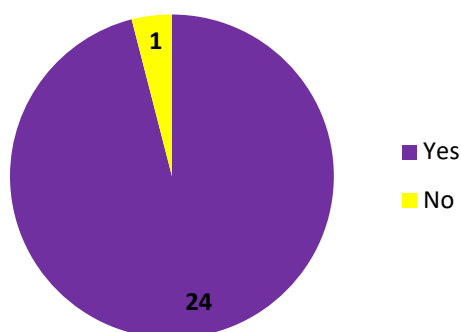
2. Is the syllabus matching your requirements



3. Placement / Training




4. Are you willing to visit Hindol College, Khajuriakata for Academic interaction.



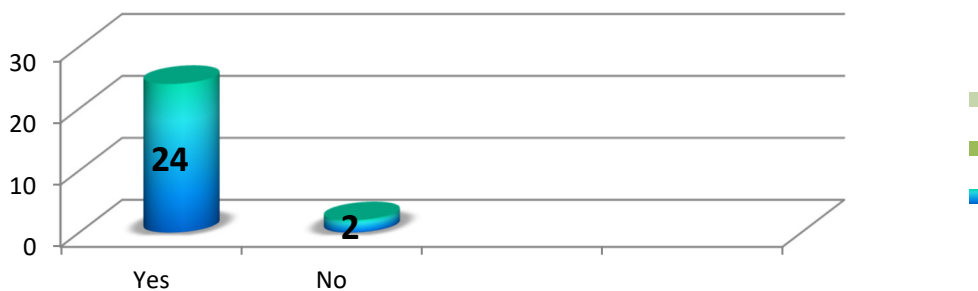
## 2019-20

<u>Grade</u>	<u>Activities/ processes/ facilities</u>			
	<u>1</u>	<u>2</u>	<u>3</u>	<u>4</u>
YES	23	24	25	26
NO	3	2	1	0
TOTAL	26	26	26	26


1. Would you like to help in Academic / Innovative activities of this Institute



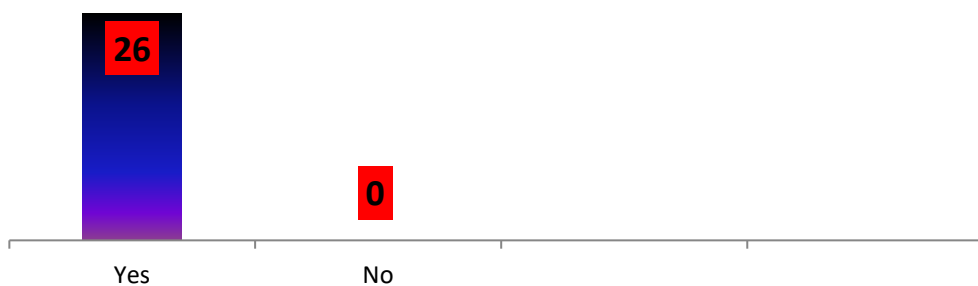
2. Is the syllabus matching your requirements



3. Placement / Training



4. Are you willing to visit Hindol College, Khajuriakata for Academic interaction.

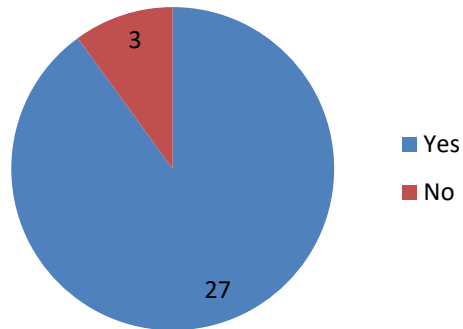




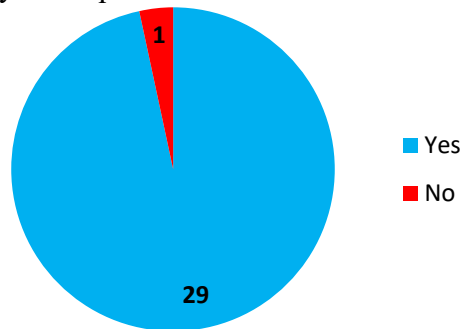
## 2020-21

<u>Grade</u>	<u>Activities/ processes/ facilities</u>			
	<u>1</u>	<u>2</u>	<u>3</u>	<u>4</u>
YES	27	29	30	29
NO	3	1	0	1
TOTAL	30	30	30	30

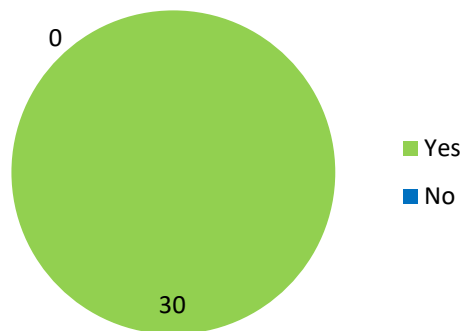
1. Would you like to help in Academic / Innovative activities of this Institute



2. Is the syllabus matching your requirements



3. Placement / Training



4. Are you willing to visit Hindol College, Khajuriakata for Academic interaction.

