

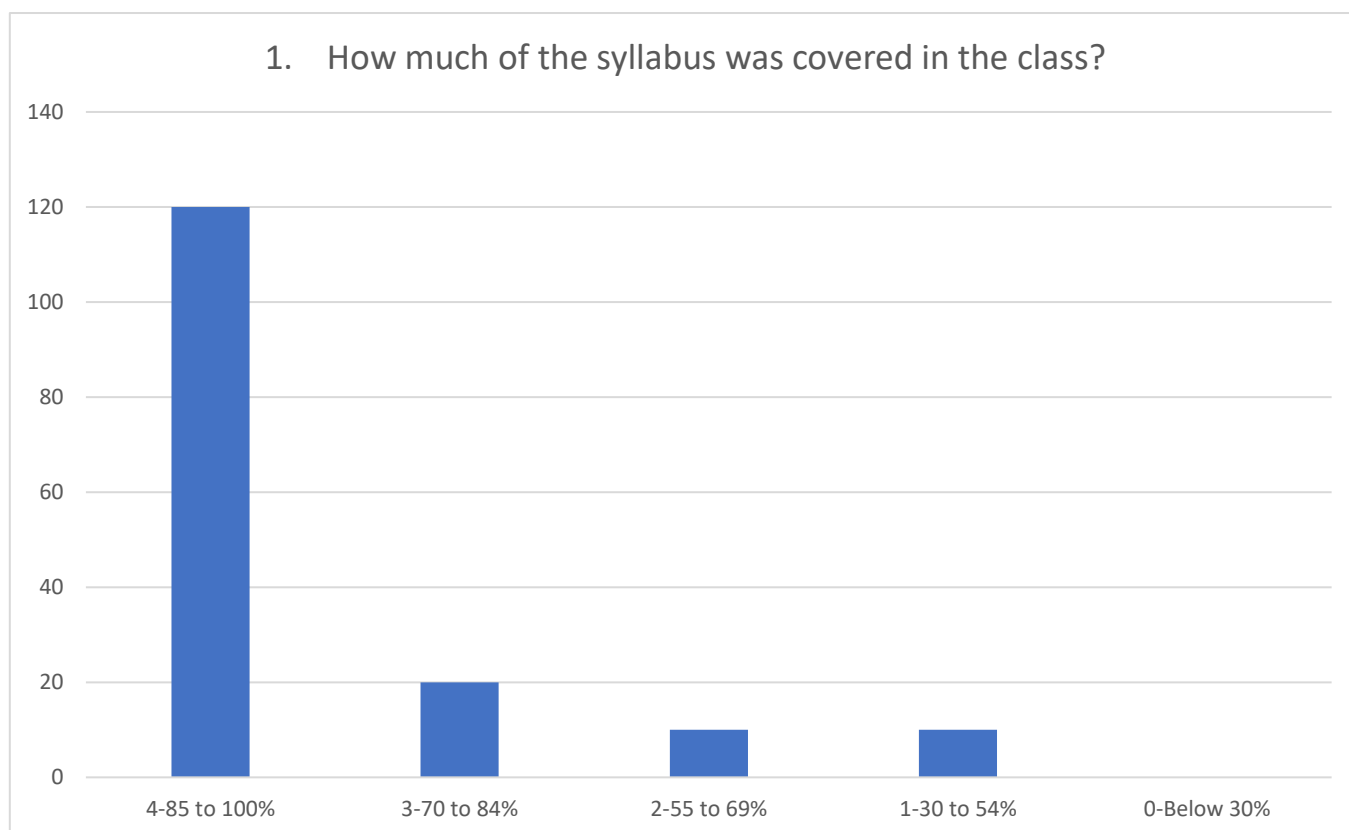
# Hindol College, Khajuriakata

## Criterion II – Teaching–Learning and Evaluation Student Satisfaction Survey (SSS) for the Session 2019-20

A student satisfaction survey of 160 students has been given in the column chart for the session 2019-20. All the survey results are depicted in terms of column chart for each questionnaire.

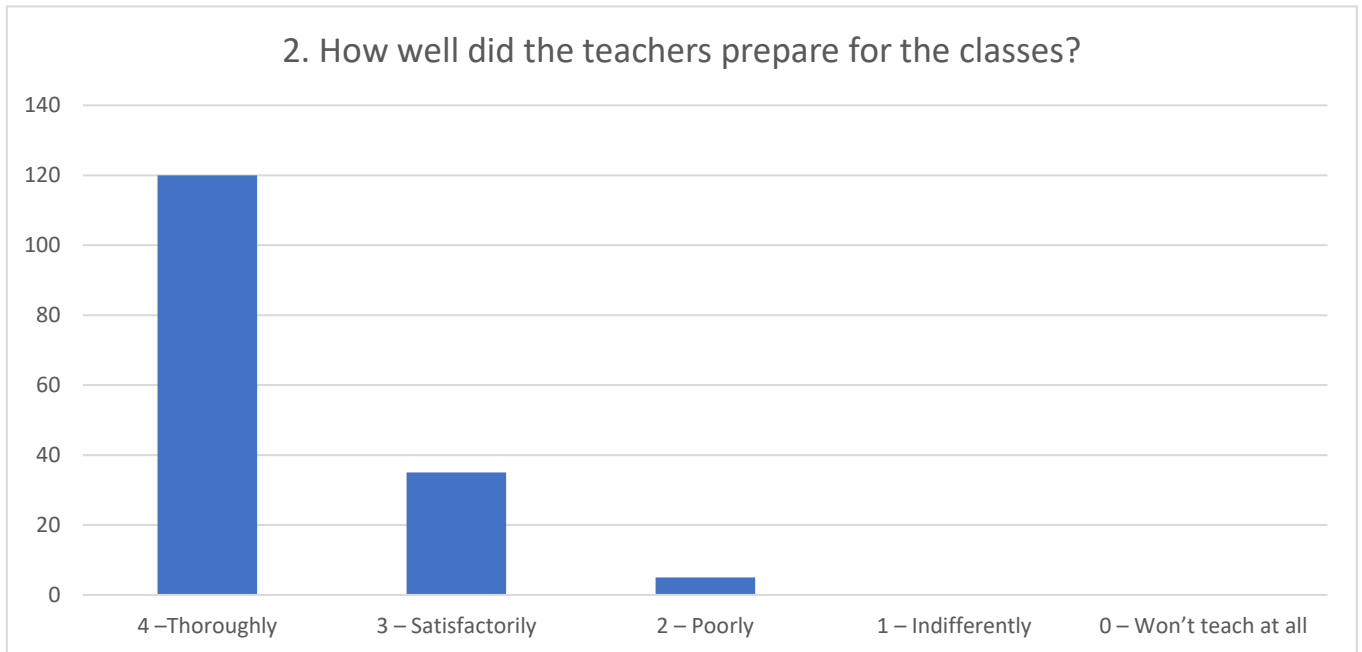
1. How much of the syllabus was covered in the class?

| <b>4-85 to 100%</b> | <b>3-70 to 84%</b> | <b>2-55 to 69%</b> | <b>1-30 to 54%</b> | <b>0-Below 30%</b> |
|---------------------|--------------------|--------------------|--------------------|--------------------|
| 120                 | 20                 | 10                 | 10                 | 0                  |



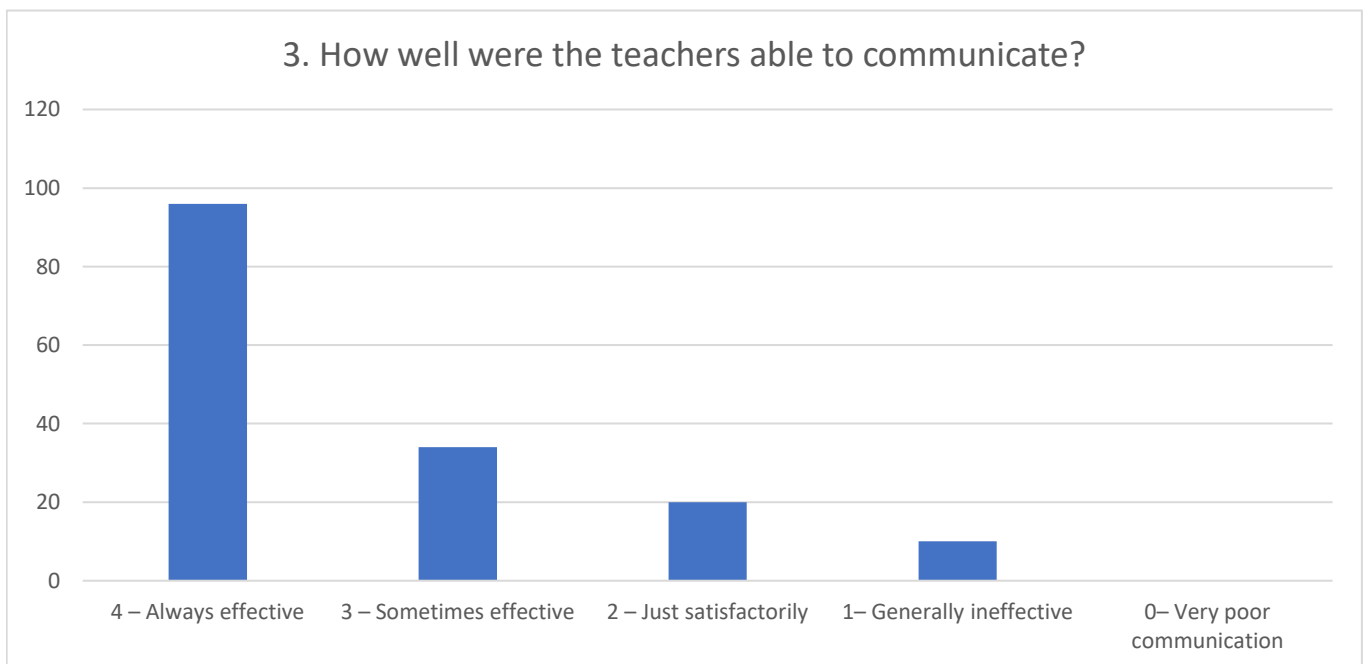
2. How well did the teachers prepare for the classes?

| <b>4 –Thoroughly</b> | <b>3 – Satisfactorily</b> | <b>2 – Poorly</b> | <b>1 – Indifferently</b> | <b>0 – Won't teach at all</b> |
|----------------------|---------------------------|-------------------|--------------------------|-------------------------------|
| 120                  | 35                        | 5                 | 0                        | 0                             |



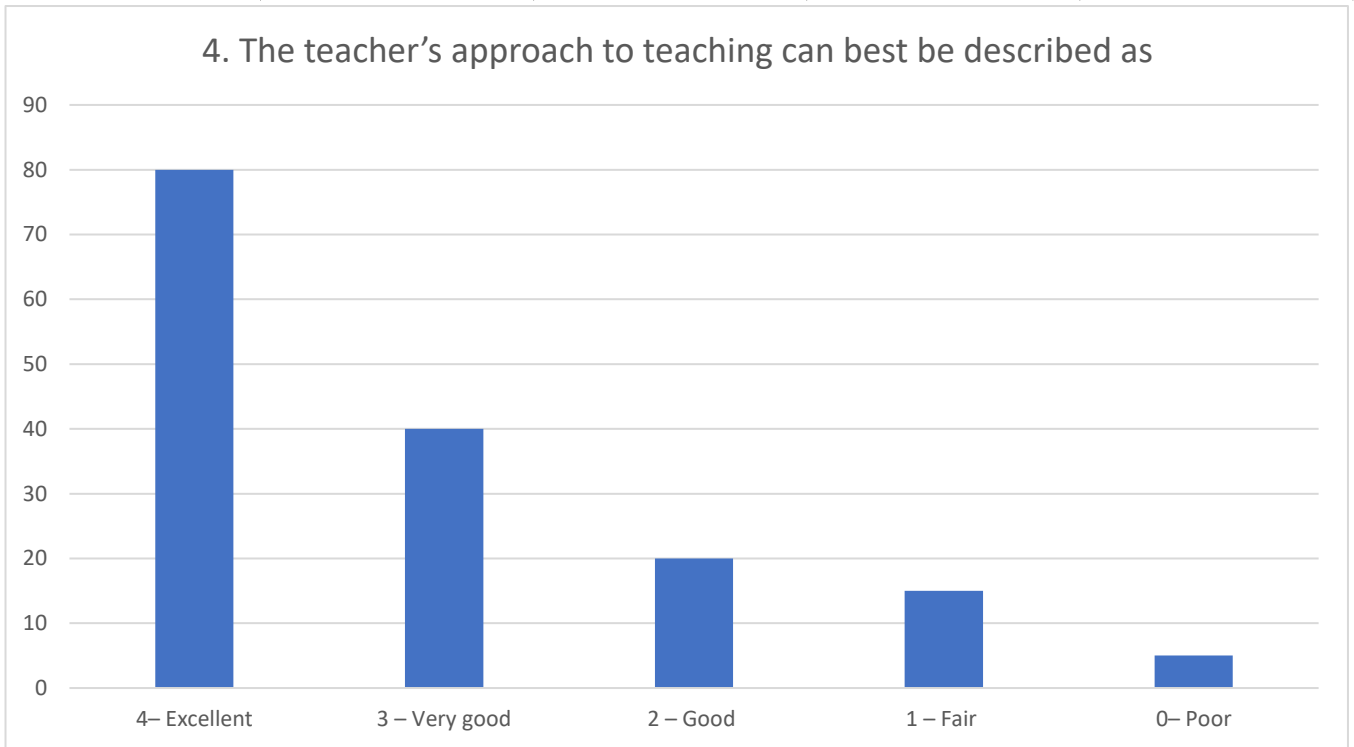
3. How well were the teachers able to communicate?

| <b>4 – Always effective</b> | <b>3 – Sometimes effective</b> | <b>2 – Just satisfactorily</b> | <b>1– Generally ineffective</b> | <b>0– Very poor communication</b> |
|-----------------------------|--------------------------------|--------------------------------|---------------------------------|-----------------------------------|
| 96                          | 34                             | 20                             | 10                              | 0                                 |



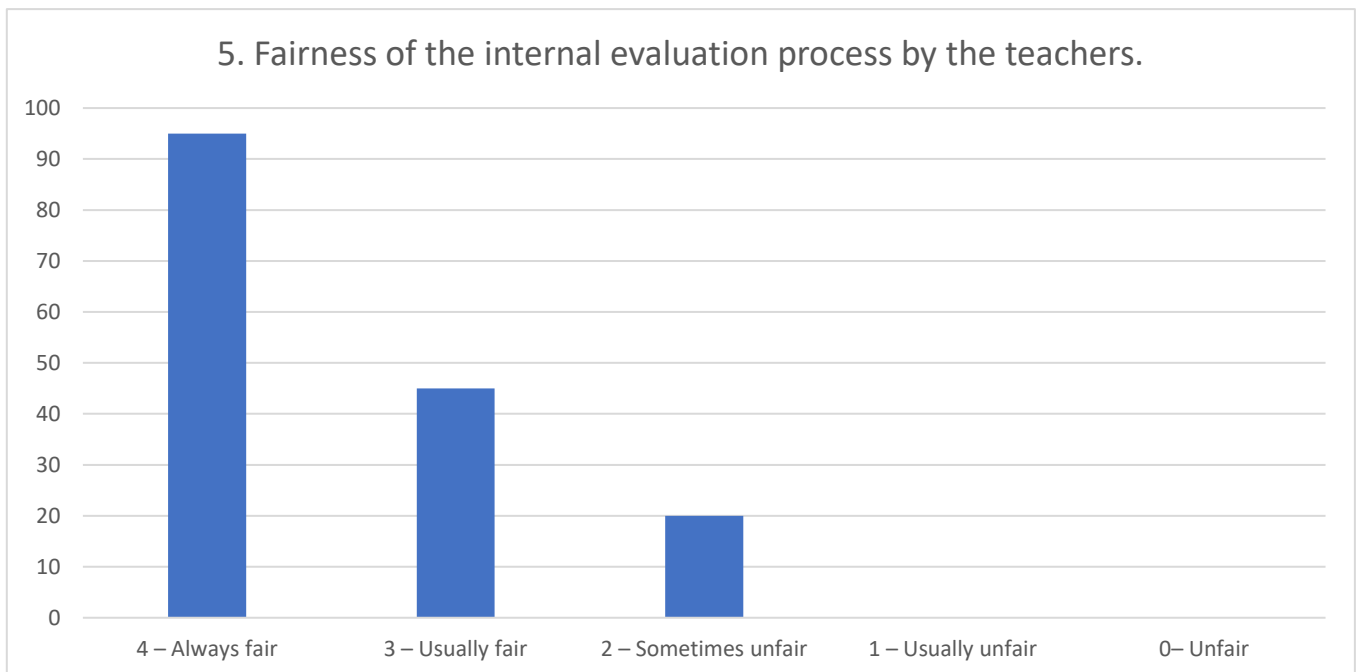
4. The teacher's approach to teaching can best be described as

| <b>4– Excellent</b> | <b>3 – Very good</b> | <b>2 – Good</b> | <b>1 – Fair</b> | <b>0– Poor</b> |
|---------------------|----------------------|-----------------|-----------------|----------------|
| 80                  | 40                   | 20              | 15              | 5              |



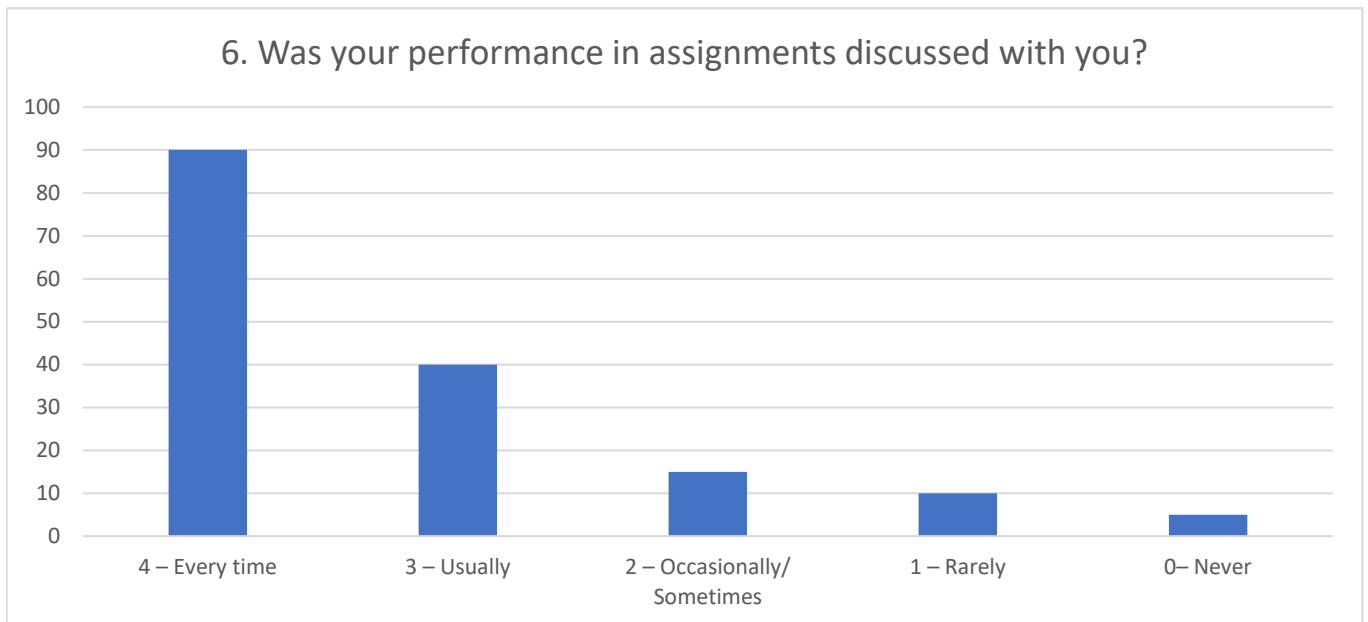
5. Fairness of the internal evaluation process by the teachers.

| <b>4 Always fair</b> | <b>3 Usually fair</b> | <b>2 Sometimes unfair</b> | <b>1 Usually unfair</b> | <b>0- Unfair</b> |
|----------------------|-----------------------|---------------------------|-------------------------|------------------|
| 95                   | 45                    | 20                        | 0                       | 0                |



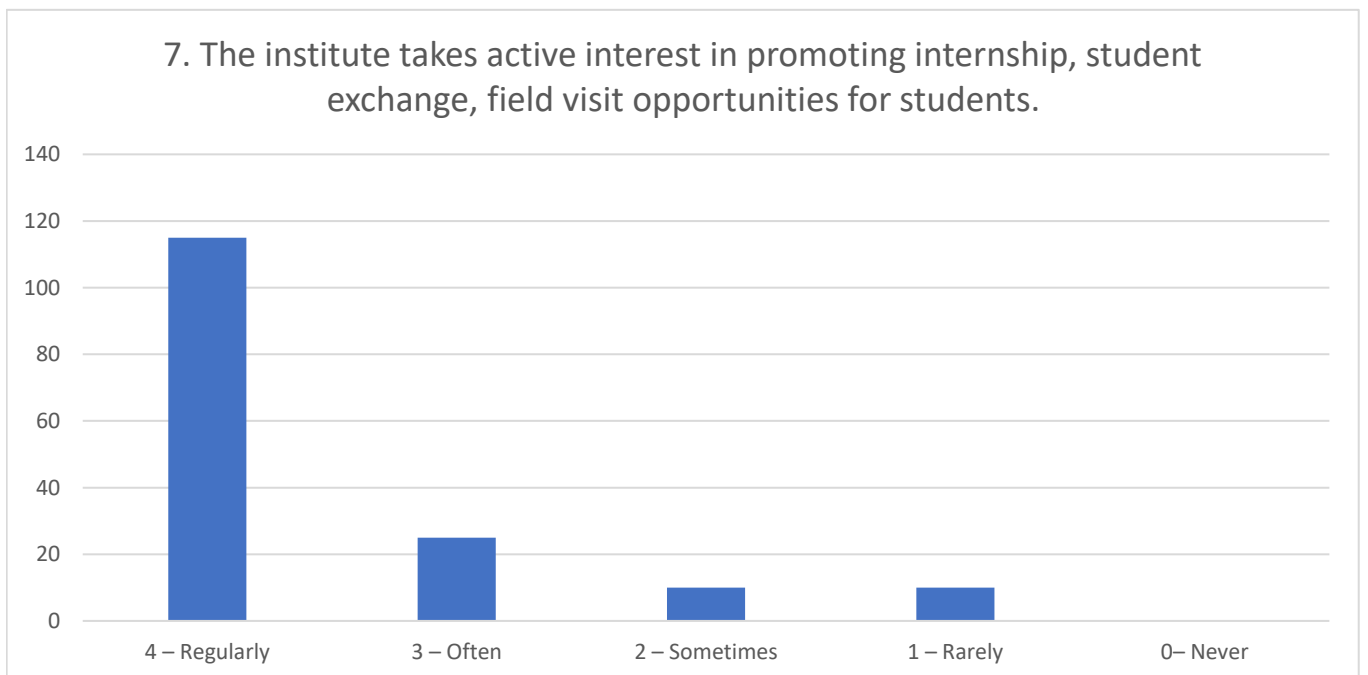
6. Was your performance in assignments discussed with you?

| <b>4 - Every time</b> | <b>3 - Usually</b> | <b>2 - Occasionally/<br/>Sometimes</b> | <b>1 - Rarely</b> | <b>0 - Never</b> |
|-----------------------|--------------------|--|-------------------|------------------|
| 90                    | 40                 | 15                                     | 10                | 5                |



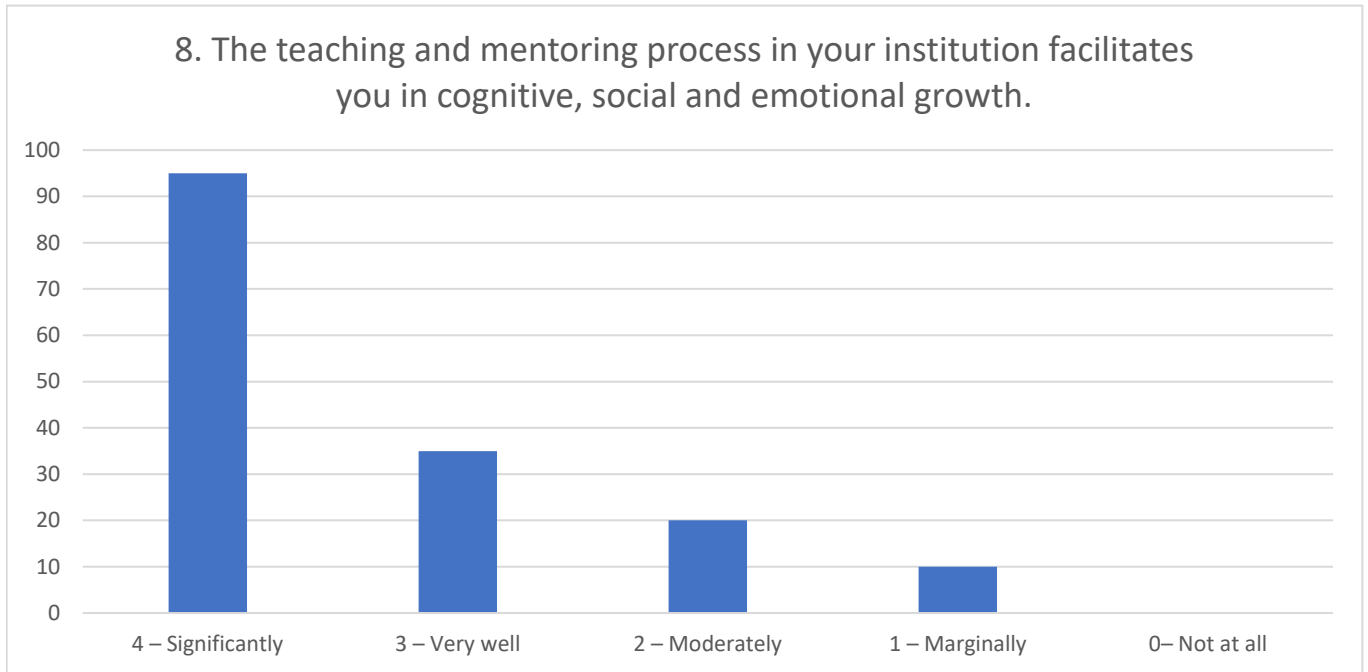
7. The institute takes active interest in promoting internship, student exchange, field visit opportunities for students.

| <b>4 - Regularly</b> | <b>3 - Often</b> | <b>2 - Sometimes</b> | <b>1 - Rarely</b> | <b>0 - Never</b> |
|----------------------|------------------|----------------------|-------------------|------------------|
| 115                  | 25               | 10                   | 10                | 0                |



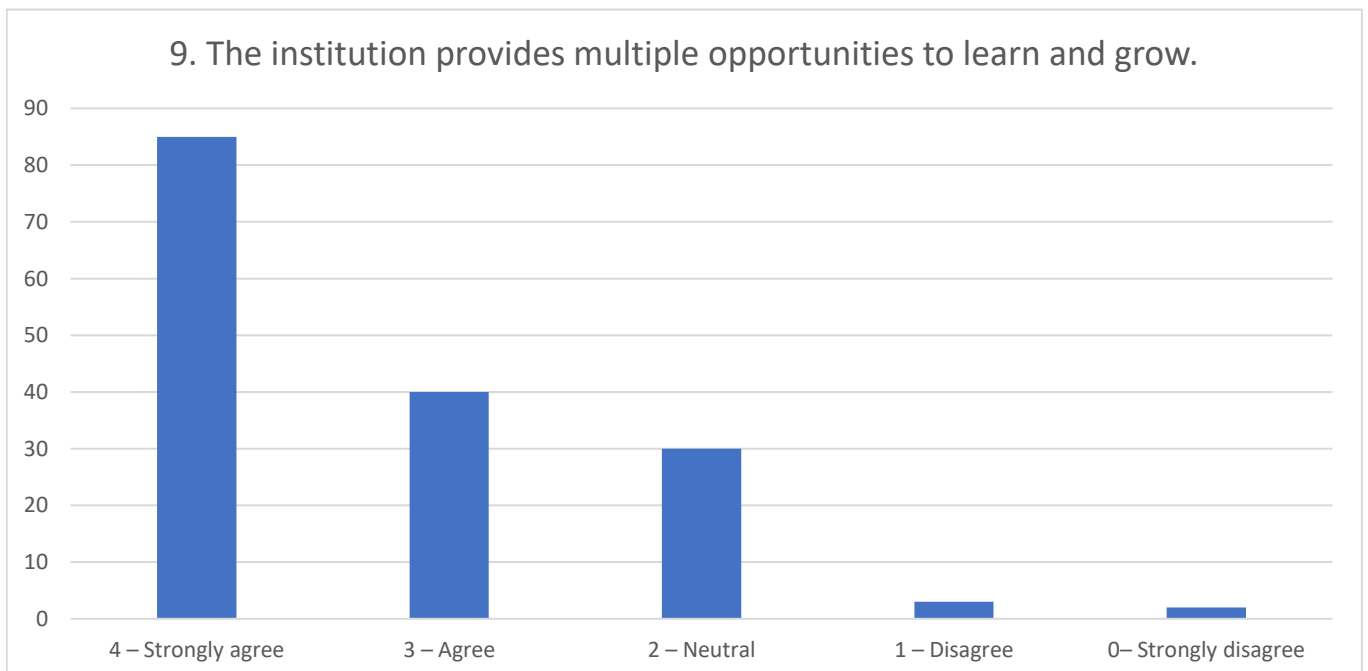
8. The teaching and mentoring process in your institution facilitates you in cognitive, social and emotional growth.

| <b>4 - Significantly</b> | <b>3 - Very well</b> | <b>2 - Moderately</b> | <b>1 - Marginally</b> | <b>0 - Not at all</b> |
|--------------------------|----------------------|-----------------------|-----------------------|-----------------------|
| 95                       | 35                   | 20                    | 10                    | 0                     |



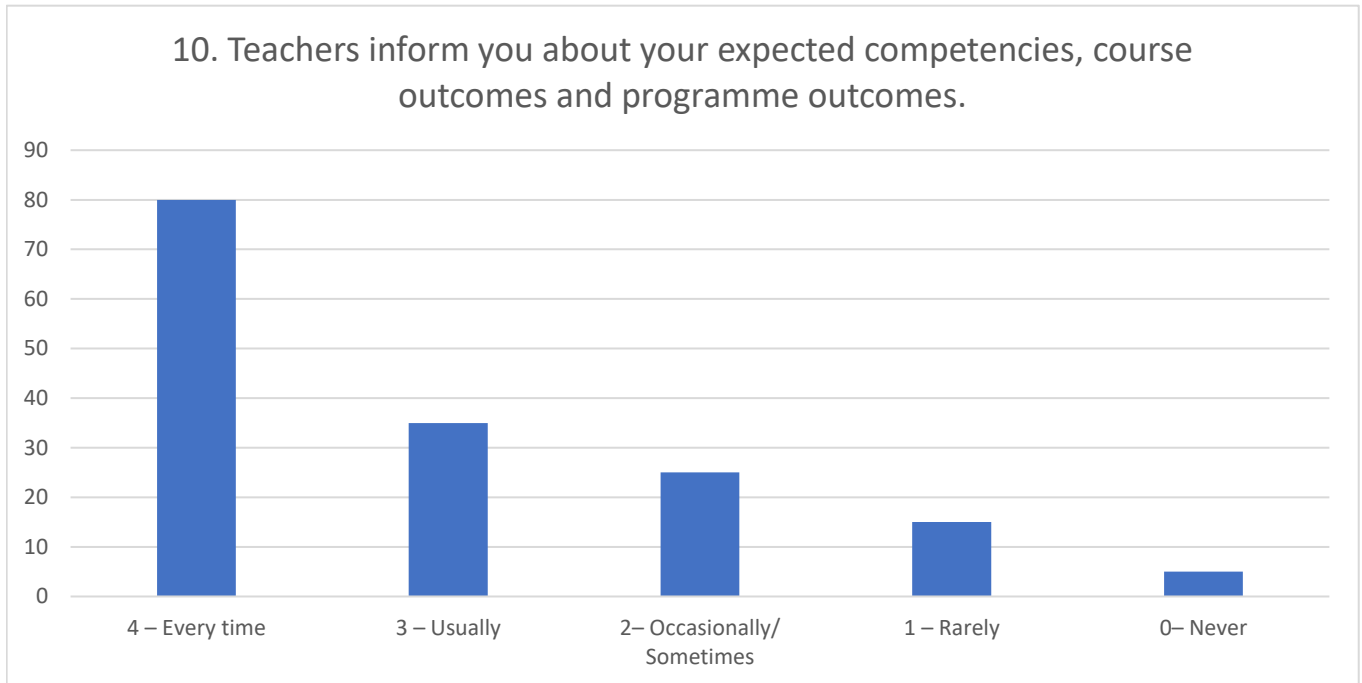
9. The institution provides multiple opportunities to learn and grow.

| <b>4 - Strongly agree</b> | <b>3 - Agree</b> | <b>2 - Neutral</b> | <b>1 - Disagree</b> | <b>0 - Strongly disagree</b> |
|---------------------------|------------------|--------------------|---------------------|------------------------------|
| 85                        | 40               | 30                 | 3                   | 2                            |



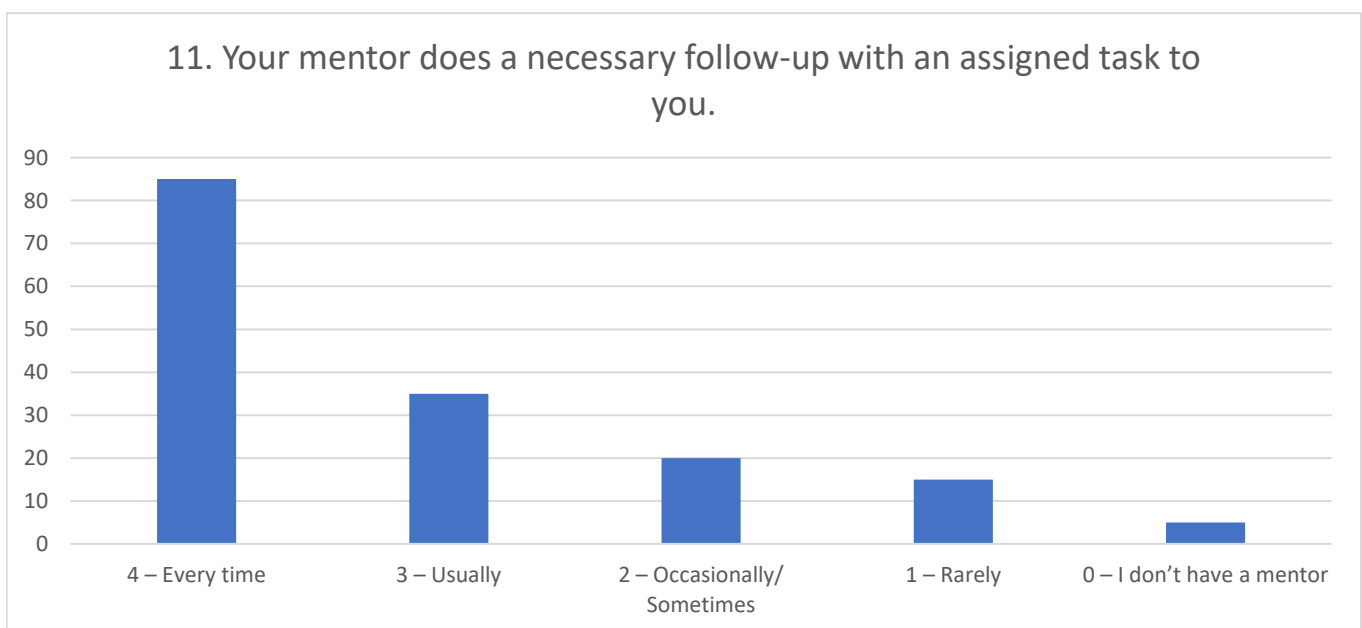
10. Teachers inform you about your expected competencies, course outcomes and programme outcomes.

| <b>4 – Every time</b> | <b>3 – Usually</b> | <b>2– Occasionally/<br/>Sometimes</b> | <b>1 – Rarely</b> | <b>0– Never</b> |
|-----------------------|--------------------|---------------------------------------|-------------------|-----------------|
| 80                    | 35                 | 25                                    | 15                | 5               |



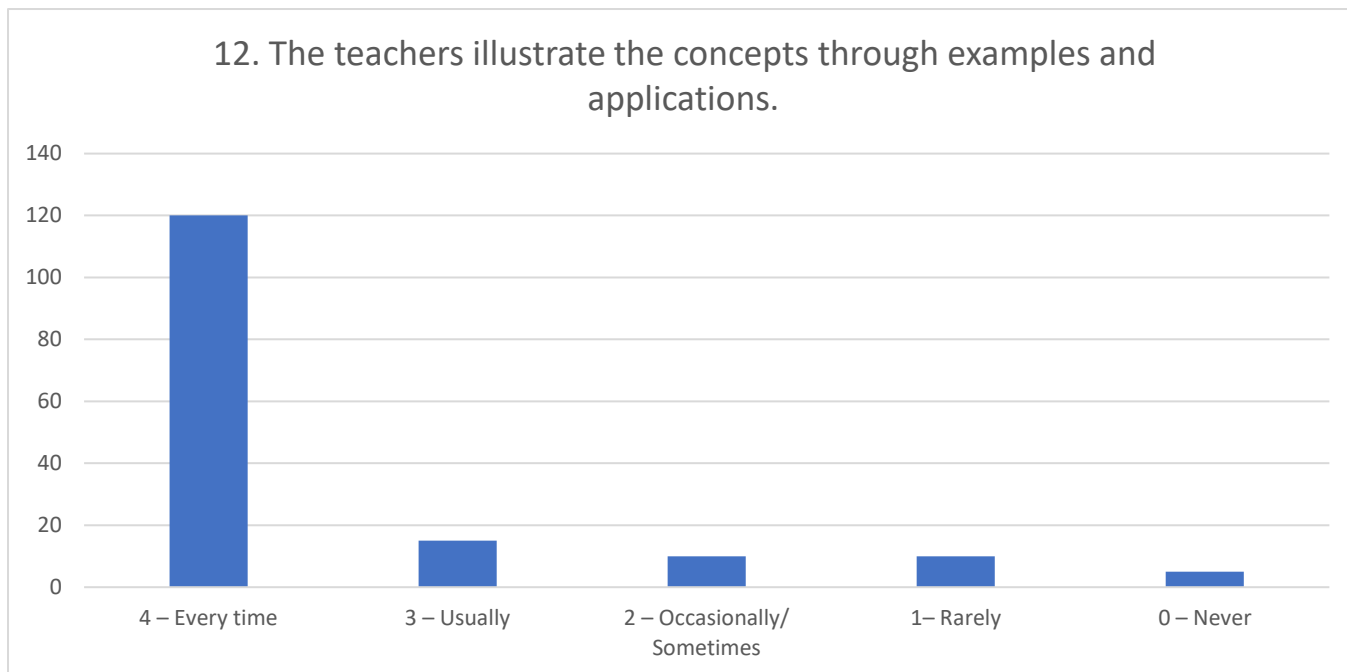
11. Your mentor does a necessary follow-up with an assigned task to you.

| <b>4 – Every time</b> | <b>3 – Usually</b> | <b>2 – Occasionally/<br/>Sometimes</b> | <b>1 – Rarely</b> | <b>0 – I don't have a<br/>mentor</b> |
|-----------------------|--------------------|--|-------------------|--------------------------------------|
| 85                    | 35                 | 20                                     | 15                | 5                                    |



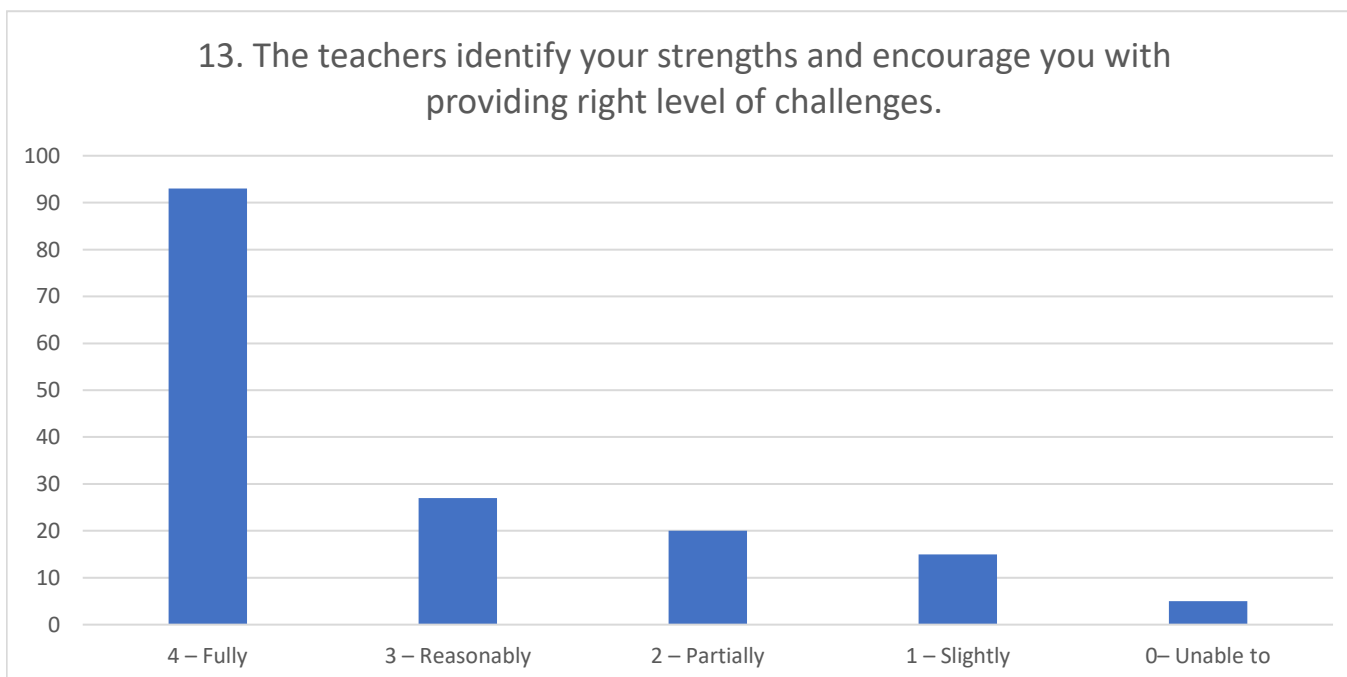
12. The teachers illustrate the concepts through examples and applications.

| <b>4 – Every time</b> | <b>3 – Usually</b> | <b>2 – Occasionally/<br/>Sometimes</b> | <b>1– Rarely</b> | <b>0 – Never</b> |
|-----------------------|--------------------|--|------------------|------------------|
| 120                   | 15                 | 10                                     | 10               | 5                |



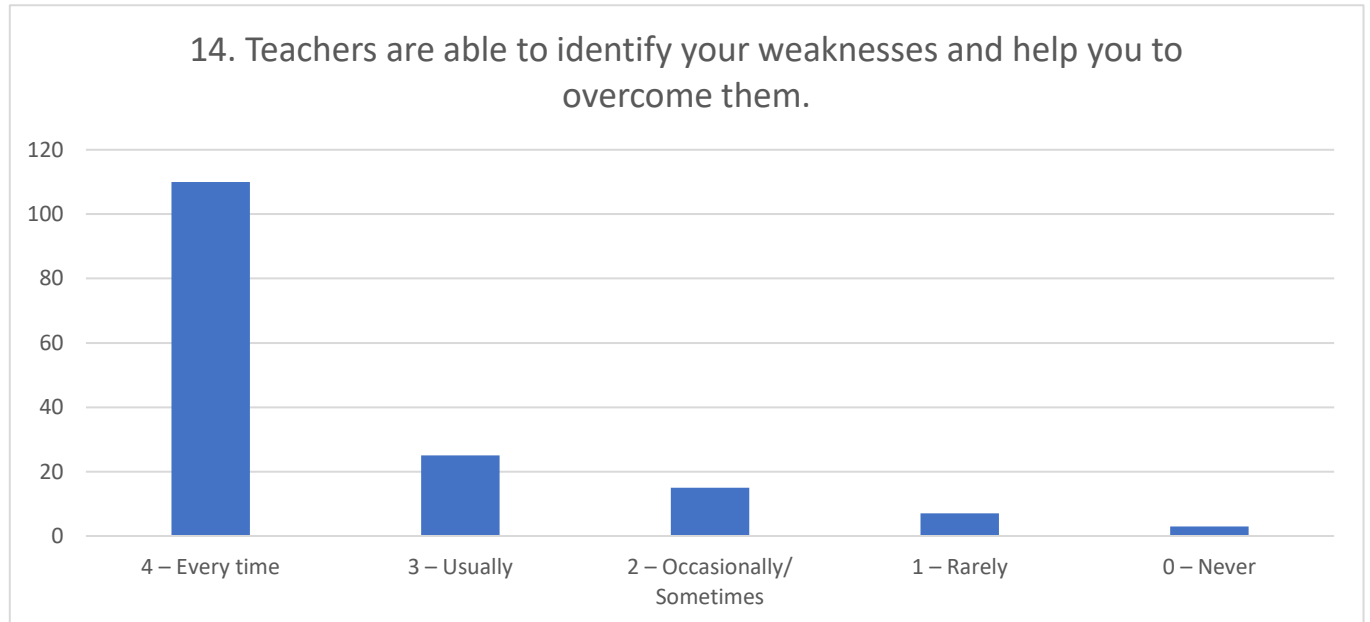
13. The teachers identify your strengths and encourage you with providing right level of challenges.

| <b>4 – Fully</b> | <b>3 – Reasonably</b> | <b>2 – Partially</b> | <b>1 – Slightly</b> | <b>0– Unable to</b> |
|------------------|-----------------------|----------------------|---------------------|---------------------|
| 93               | 27                    | 20                   | 15                  | 5                   |



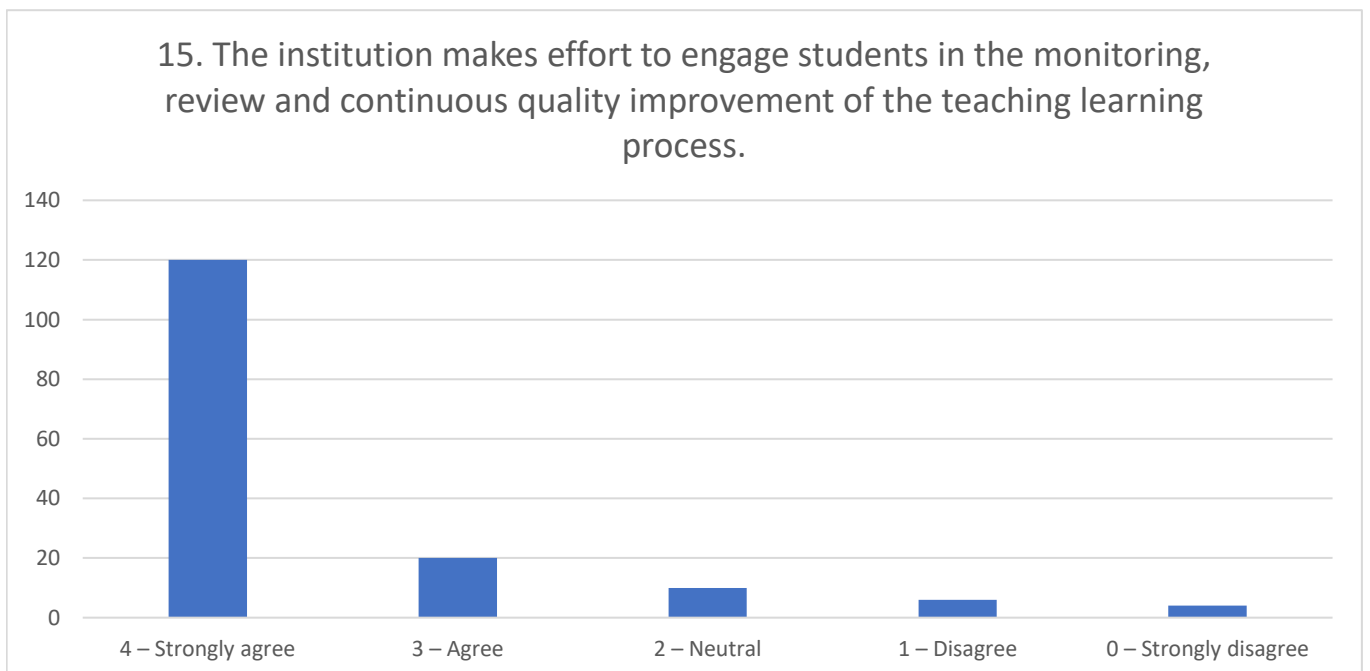
14. Teachers are able to identify your weaknesses and help you to overcome them.

| <b>4 – Every time</b> | <b>3 – Usually</b> | <b>2 – Occasionally/<br/>Sometimes</b> | <b>1 – Rarely</b> | <b>0 – Never</b> |
|-----------------------|--------------------|--|-------------------|------------------|
| 110                   | 25                 | 15                                     | 7                 | 3                |



15. The institution makes effort to engage students in the monitoring, review and continuous quality improvement of the teaching learning process.

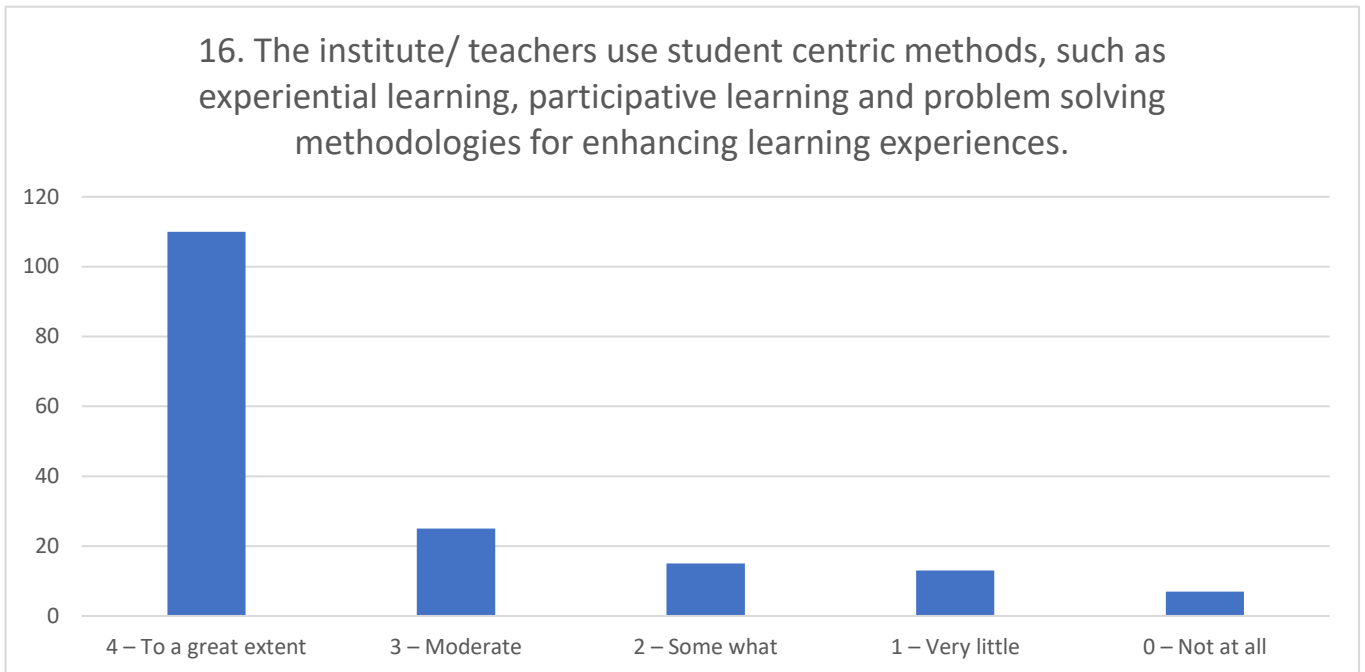
| <b>4 . Strongly agree</b> | <b>3 . Agree</b> | <b>2 . Neutral</b> | <b>1 . Disagree</b> | <b>0 . Strongly disagree</b> |
|---------------------------|------------------|--------------------|---------------------|------------------------------|
| 120                       | 20               | 10                 | 6                   | 4                            |





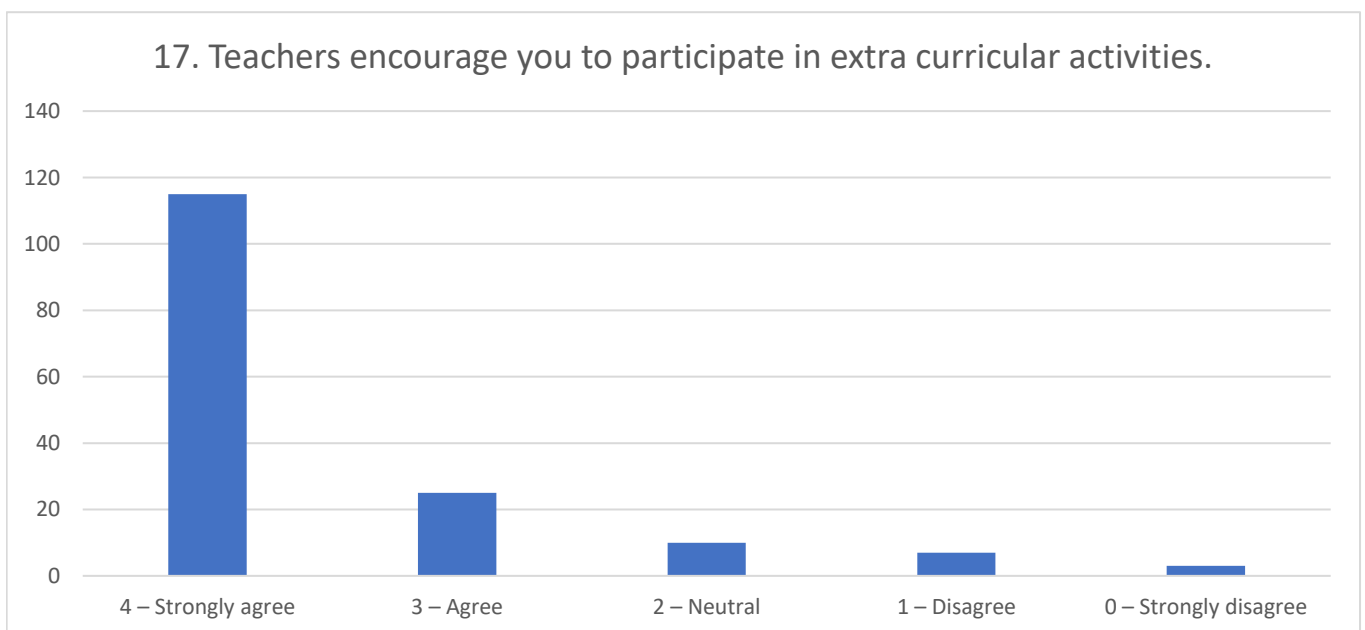
16. The institute/ teachers use student centric methods, such as experiential learning, participative learning and problem solving methodologies for enhancing learning experiences.

| <b>4 . To a great extent</b> | <b>3 . Moderate</b> | <b>2 . Some what</b> | <b>1 . Very little</b> | <b>0 . Not at all</b> |
|------------------------------|---------------------|----------------------|------------------------|-----------------------|
| 110                          | 25                  | 15                   | 13                     | 7                     |



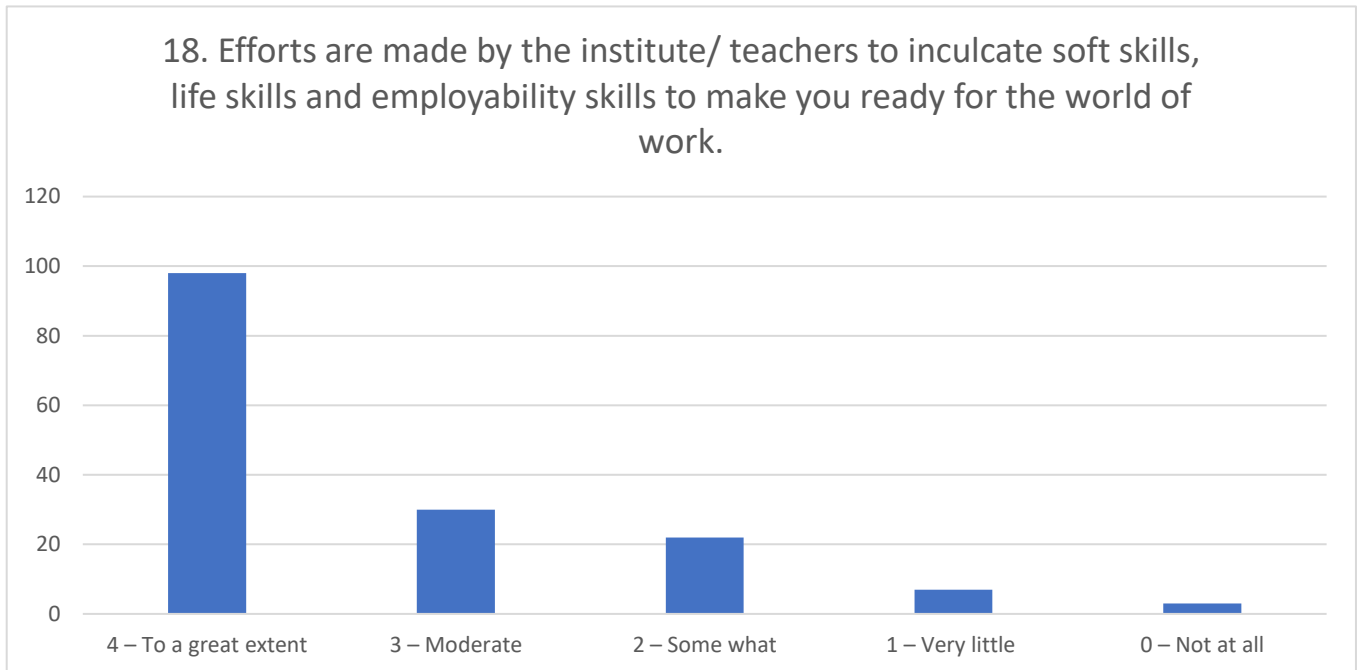
17. Teachers encourage you to participate in extra curricular activities.

| <b>4 . Strongly agree</b> | <b>3 . Agree</b> | <b>2 . Neutral</b> | <b>1 . Disagree</b> | <b>0 . Strongly disagree</b> |
|---------------------------|------------------|--------------------|---------------------|------------------------------|
| 115                       | 25               | 10                 | 7                   | 3                            |



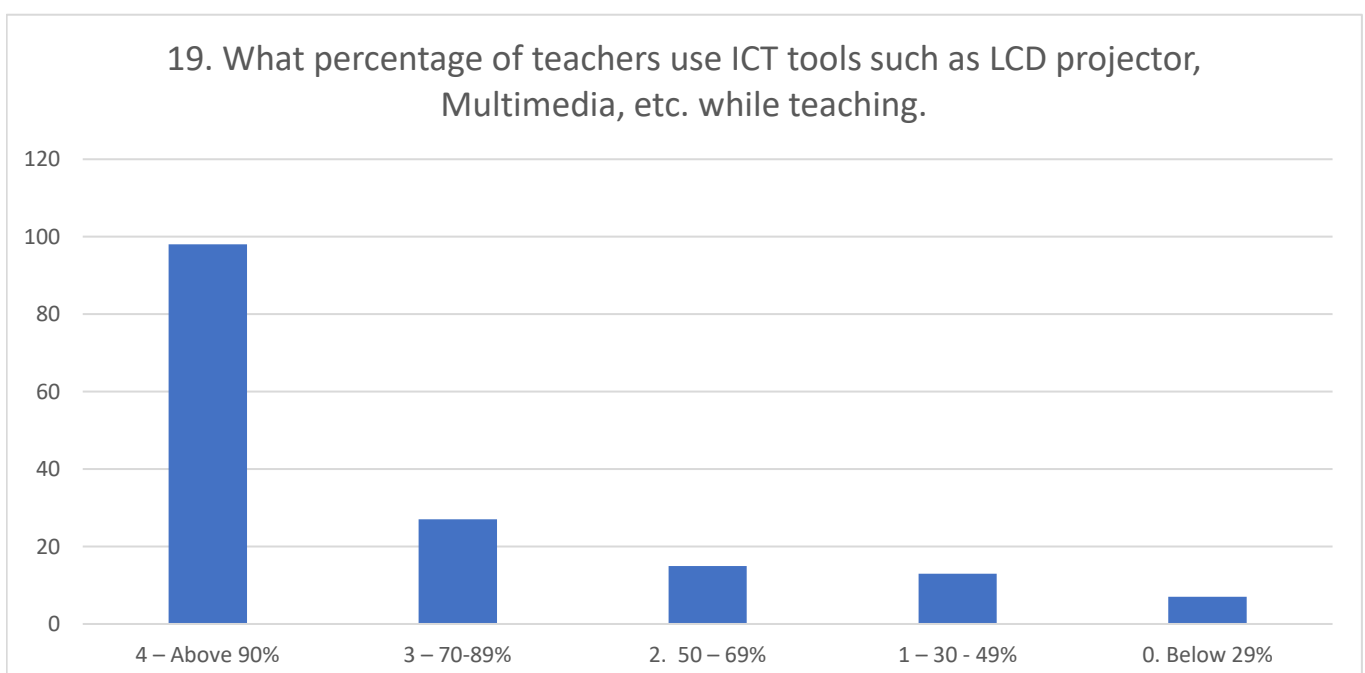
18. Efforts are made by the institute/ teachers to inculcate soft skills, life skills and employability skills to make you ready for the world of work.

| <b>4 . To a great extent</b> | <b>3 . Moderate</b> | <b>2 . Some what</b> | <b>1 . Very little</b> | <b>0 – Not at all</b> |
|------------------------------|---------------------|----------------------|------------------------|-----------------------|
| 98                           | 30                  | 22                   | 7                      | 3                     |



19. What percentage of teachers use ICT tools such as LCD projector, Multimedia, etc. while teaching.

| <b>4 . Above 90%</b> | <b>3 . 70-89%</b> | <b>2 . 50 – 69%</b> | <b>1 . 30 - 49%</b> | <b>0 . Below 29%</b> |
|----------------------|-------------------|---------------------|---------------------|----------------------|
| 98                   | 27                | 15                  | 13                  | 7                    |



20. The overall quality of teaching-learning process in your institute is very good.

| 4 –Strongly agree | 3 - Agree | 2 . Neutral | 1 . Disagree | 0 . Strongly disagree |
|-------------------|-----------|-------------|--------------|-----------------------|
| 109               | 25        | 21          | 3            | 2                     |

